pushbutton actuator with mushroom-head cap



essential accessories:

mushroom-head cap → 61.18

front ring → 61.20

switching element for illuminated-/pushbutton, keylock-/selector switch 2 positions→ 61.23

	switching action	32 mm dia. part no.	circuit drawing	technical drawing	mounting dimension	kg
pushbutton actuator with mushroom-head cap	main	**61-1240.0**	2	5	2	0,006
	mom	**61-1140.0**	3	5	2	0,006

switching action: main = maintained action, mom = momentary action

technical drawing see page 61.34, mounting dimensions see page 61.39, circuit drawing see page 61.44

keylock switch actuator 2 positions

if installed with anti-twist device, the lug is on the left.



essential accessories:

keylock front bezel 61.18

switching element for illuminated-/pushbutton, keylock-/selector switch 2 positions→ 61.23

anti-twisting ring → 61.29

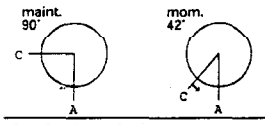	switching action	key removable in	part no.	circuit drawing	technical drawing	mounting dimension	kg
keylock switch actuator 2 positions	main	A	**61-2201.0/D**	6	6	1	0,003
pos. A: basic position		C	**61-2203.0/D**	6	6	1	0,003
pos. C: maintained action		C + A	**61-2205.0/D**	6	6	1	0,003
standard lock 311, other lock numbers on request							
pos. A: basic position	mom	A	**61-2101.0/D**	5	6	1	0,003
pos. C: momentary action							
standard lock 311, other lock numbers on request							

switching action: main = maintained action, mom = momentary action

description see page 61.3

technical drawing see page 61.34, mounting dimensions see page 61.39, circuit drawing see page 61.44

6 keylock switch actuator 2 positions, keylock switch actuator 3 positions
page 61.7, 61.8

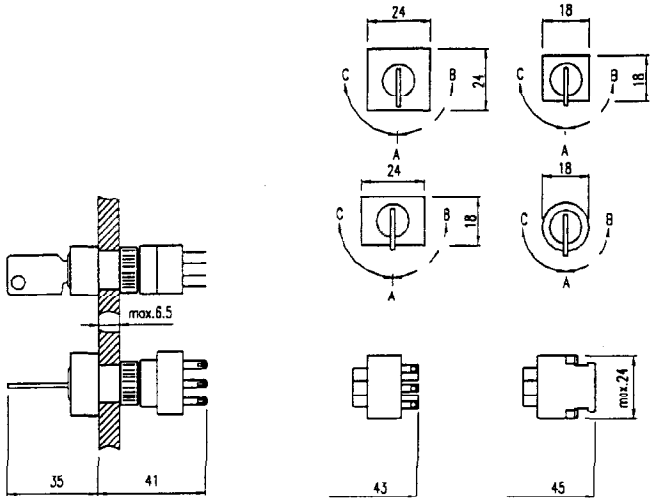

snap-action switching element with soldering-/plug-in terminal | slow-make switching element with soldering-/plug-in terminal | slow-make switching element with screw terminal

7 selector switch actuator 2 positions, selector switch actuator 3 positions
page 61.9, 61.10

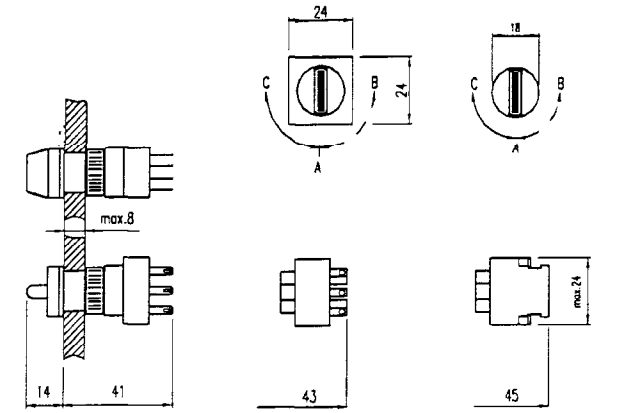

snap-action switching element with soldering-/plug-in terminal | slow-make switching element with soldering-/plug-in terminal | slow-make switching element with screw terminal

8 indicator complete for flush mounting
page 61.11

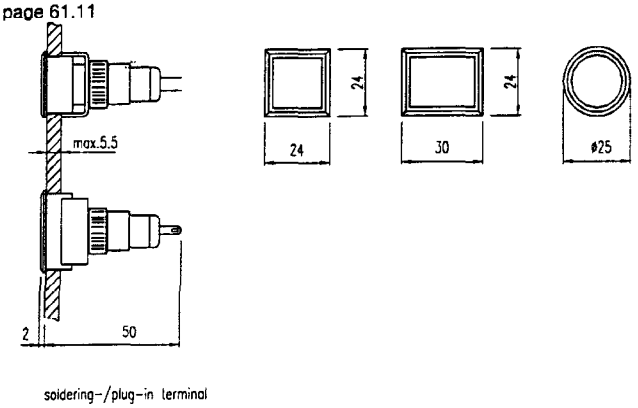

soldering-/plug-in terminal