Electromechanical pressure switches - Nautilus®

Size 4 bar (58 psi). For regulation between 2 thresholds (adjustable differential)
Fluid connection 1/4" BSP female
Switches with single-pole C/O contact

Accessories : page 38
Dimensions : pages 39 to 41

References, characteristics

Pressure switches type XML-B	With setting scale		Without setting scale	
	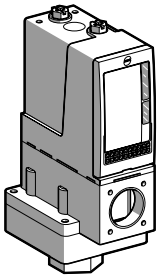	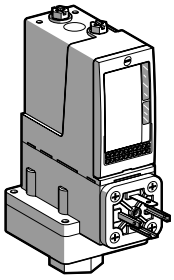	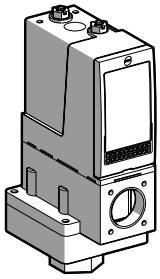	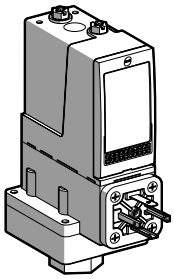
Adjustable range of switching point (PH) (Rising pressure)	**0.25…4 bar (3.62…58 psi)**			
Electrical connections	Terminals	DIN connector	Terminals	DIN connector

References

Fluids controlled (1)				
Hydraulic oils, fresh water, sea water, air, up to + 70°C	**XML-B004A2S11**	**XML-B004A2C11**	**XML-B004A1S11**	**XML-B004A1C11**
Hydraulic oils, fresh water, sea water, air, up to + 160°C	**XML-B004B2S11**	**XML-B004B2C11**	**XML-B004B1S11**	**XML-B004B1C11**
Corrosive fluids, up to + 160°C	**XML-B004C2S11**	**XML-B004C2C11**	**XML-B004C1S11**	**XML-B004C1C11**
Weight (kg)	1.015	1.030	1.015	1.030

Complementary characteristics not shown under general characteristics (page 11)

Possible differential (subtract from PH to give PB)	Min. at low setting (2)	0.2 bar (2.9 psi)
	Min. at high setting (3)	0.25 bar (3.62 psi)
	Max. at high setting	2.4 bar (34.8 psi)
Maximum permissible pressure	Per cycle	5 bar (72.5 psi)
	Occasional surge	9 bar (130.5 psi)
Destruction pressure		18 bar (261 psi)
Mechanical life		8 x 10^6 operating cycles
Cable entry for terminal models		1 entry tapped for n°13 cable gland, conforming to NF C 68-300 (DIN Pg 13.5). Clamping capacity : Ø 9 to 13 mm.
Connector type for connector models		DIN 43650A, 4-pin male. For suitable female connector, see page 38.
Pressure switch type		Diaphragm

Operating curves

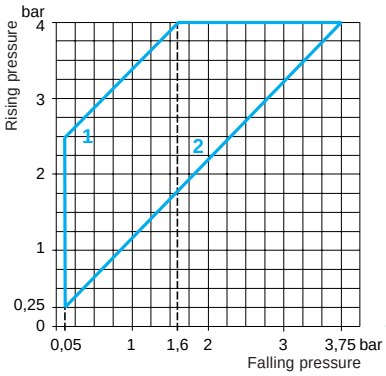

1 Maximum differential
2 Minimum differential

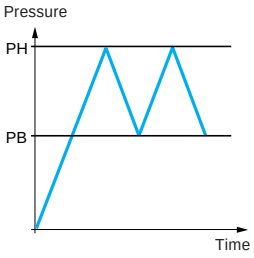

Adjustable value

Connections
Terminal model



Connector model
Switch connector pin view

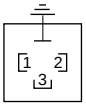

1 → 11 and 13
2 → 12
3 → 14

(1) Check the compatibility of the switch for the fluid to be controlled (compatibility tables shown on pages 66 to 75).
(2) Deviation of the differential at low setting point for switches of the same size : ± 0.01 bar (± 0.14 psi).
(3) Deviation of the differential at high setting point for switches of the same size : - 0.03 bar, + 0.05 bar (- 0.43 psi, + 0.72 psi).

Other versions
Pressure switches with alternative tapped entries : ISO, NPT, etc.
Please consult your Regional customer centre.