MALE END VIEW

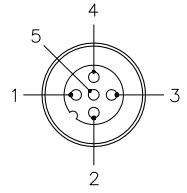

1 = BARE (SHIELD)
2 = RED (+ VOLTAGE)
3 = BLACK (– VOLTAGE)
4 = WHITE (CAN_H)
5 = BLUE (CAN_L)

euro fast. DeviceNet™

FEMALE END VIEW

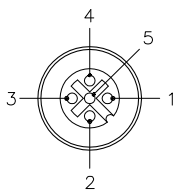

1 = BARE (SHIELD)
2 = RED (+ VOLTAGE)
3 = BLACK (– VOLTAGE)
4 = WHITE (CAN_H)
5 = BLUE (CAN_L)

euro fast. DeviceNet™

SPECIFICATIONS

CONTACT CARRIER MATERIAL	NYLON or TPU
MOLDED HEAD MATERIAL/COLOR	TPU/BLUE–GRAY
CONTACT MATERIAL/PLATING	BRASS/GOLD
COUPLING NUT MATERIAL/PLATING	BRASS/NICKEL
RATED CURRENT [A]	4.0 A
RATED VOLTAGE [V]	250 V
OUTER JACKET MATERIAL/COLOR	PVC/GREY
CONDUCTOR INSULATION MATERIAL	PE (DATA), PVC (POWER)
NUMBER OF CONDUCTORS [AWG]	4x22 AWG, 22 AWG DRAIN
SHIELDING	FOIL (PAIRS), TINNED–COPPER BRAID (OVERALL)
TEMPERATURE RATING	–40°C to +80°C (–40°F to +176°F)
PROTECTION CLASS	NEMA 1,3,4,6P AND IEC IP68, IP69K

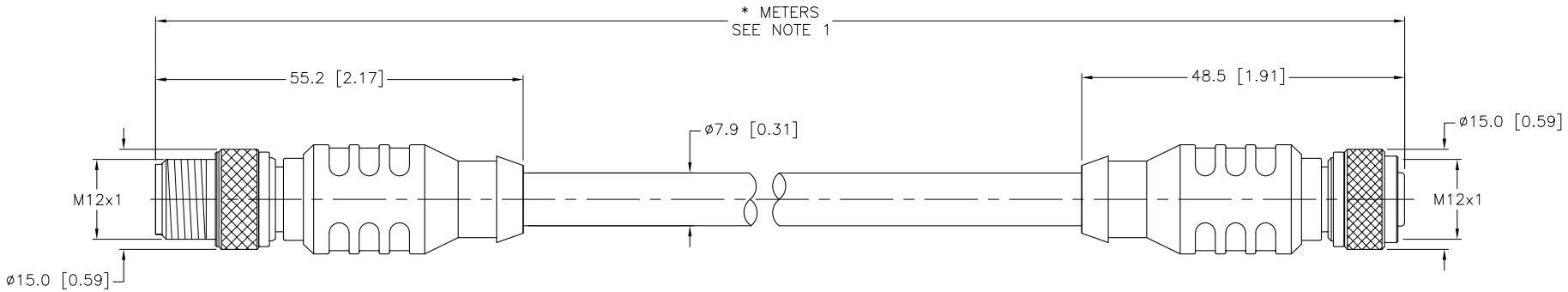

CABLE LENGTH	TOLERANCE
ALL LENGTHS	+ 4% (OR 50mm) OF LENGTH – 0% (OR 0mm) OF LENGTH WHICHEVER IS GREATER

STRIP LENGTH	TOLERANCE
0–7mm	±0.5mm
8–29mm	±1.0mm
30–49mm	±2.0mm
50–69mm	±3.0mm
70–100mm	±4.0mm
OVER 100mm	±5.0mm

NOTES:

1. "*" INDICATES CABLE LENGTH IN METERS. CONTACT TURCK TO ORDER SPECIFIC LENGTHS.

SOURCE DRAWING - FOR REFERENCE ONLY

REV	DESCRIPTION	BY	DATE	ECO NO.
E	UPDATE CABLE DIAMETER	RDS	06/09/11	33501

RELATED DOCUMENTS
1.
2.
3.
4.

3RD ANGLE PROJECTION

THIS DRAWING IS PROPERTY OF TURCK INC. USE OF THIS DOCUMENT WITHOUT WRITTEN PERMISSION IS PROHIBITED.

TURCK INC
High Technology Sensors and Automation Controls
3000 CAMPUS DRIVE
MINNEAPOLIS, MN 55441
1–800–544–7769
(763) 553–7300
(763) 553–0708 fax
turck.com

MATERIAL: SEE SPECIFICATIONS

FINISH: SEE SPECIFICATIONS

ALL DIMENSIONS DISPLAYED ON THIS DRAWING ARE FOR REFERENCE ONLY

CONTACT TURCK FOR MORE INFORMATION

DRFT: RDS | DATE: 05/09/05
DSGN: | SCALE: 1=1

UNIT OF MEASUREMENT
MILLIMETER [INCH]
DO NOT SCALE THIS DRAWING

DESCRIPTION: RSC RKC 578–*M

IDENTIFICATION NO.:

REV: E

FILE: 777002844

SHEET 1 OF 1