Main switch Rear mounting Metal shaft

Part no.	**P3-63/M4/SVB-SW**
Article no.	**172785**
Catalog No.	**P3-63/M4/SVB-SW**

Delivery programme

Product range			Switch-disconnectors T, P
Basic function			Main switches Maintenance switches Manual override switches
Part group reference			P3
Emergency STOP			without emergency switching off/ emergency stop function With black rotary handle and locking ring
Contacts			without auxiliary contacts auxiliary contact fitted by user neutral conductor fitted by user
Main circuits			3
Poles			
			
Auxiliary contacts			
		N/O	0
			
		B	0
			
Locking facility			Lockable in the 0 (Off) position
Protection type			Front IP65
Design			main switches rear mounting
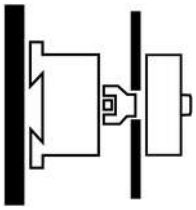			
Contact sequence			
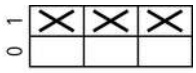			
Front plate no.			
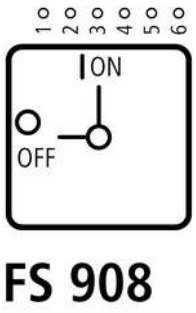			
Bemessungsbetriebsleistung AC-23A, 50 - 60 Hz			
400 V	P	kW	30
Rated uninterrupted current	I_u	A	63

General

Standards			IEC/EN 60947, VDE 0660, IEC/EN 60204, Switch-disconnector according to IEC/EN 60947-3
Climatic proofing			Damp heat, constant, to IEC 60068-2-78 Damp heat, cyclic, to IEC 60068-2-30
Ambient temperature		°C	
Open		°C	-25 - +50
Enclosed		°C	-25 - +40
Overvoltage category/pollution degree			III/3
Rated impulse withstand voltage	U_{imp}	V AC	6000
Mechanical shock resistance		g	15
Mounting position			As required

Protection against direct contact when actuated from front (EN 50274)			Finger and back-of-hand proof

Contacts

Mechanical variables			
Main circuits			3
Poles			
Auxiliary contacts			
		N/O	0
		B	0
Electrical characteristics			
Rated operational voltage	U_e	V AC	690
Rated uninterrupted current	I_u	A	63
Note on rated uninterrupted current I_u			Rated uninterrupted current Iu is specified for max. cross-section.
Load rating with intermittent operation, class 12			
AB 25 % DF		x I_e	2
AB 40 % DF		x I_e	1.6
AB 60 % DF		x I_e	1.3
Short-circuit rating			
Fuse		A gG/gL	80
Rated short-time withstand current (1 s current)	I_{cw}	A_{rms}	1260
Note on rated short-time withstand current Icw			Current for a time of 1 second

Switching capacity

Bemessungsausschaltvermögen cos φ nach IEC 60947-3		A	
230 V		A	640
400/415 V		A	600
500 V		A	590
690 V		A	340
Safe isolation to EN 61140			
between the contacts		V AC	440
Current heat loss per contact at I_e		W	4.5
Lifespan, mechanical	Operations	x 10^6	> 0.1
Maximum operating frequency	Operations/h		1200
AC			
AC-3			
Rating, motor load switch	P	kW	
220 V 230 V	P	kW	15
400 V 415 V	P	kW	30
500 V	P	kW	30
690 V	P	kW	30
Bemessungsbetriebsstrom Motorschalter			
230 V	I_e	A	51
400V 415 V	I_e	A	55
500 V	I_e	A	44
690 V	I_e	A	22.1
AC-21A			
Bemessungsbetriebsstrom Lastschalter			
440 V	I_e	A	63
AC-23A			
Bemessungsbetriebsleistung AC-23A, 50 - 60 Hz	P	kW	
230 V	P	kW	18.5
400 V 415 V	P	kW	30
500 V	P	kW	37
690 V	P	kW	30

Bemessungsbetriebsstrom Motorschalter			
230 V	I_e	A	63
DC			
DC-1, Load-break switches L/R = 1 ms			
Rated operational current	I_e	A	63
Voltage per contact pair in series		V	60
DC-23A, motor load switch L/R = 15 ms			
24 V			
Rated operational current	I_e	A	50
Contacts		Quantity	1
48 V			
Rated operational current	I_e	A	50
Contacts		Quantity	2
60 V			
Rated operational current	I_e	A	50
Contacts		Quantity	3
120 V			
Rated operational current	I_e	A	25
Contacts		Quantity	3

Terminal capacities

Flexible with ferrules to DIN 46228	mm^2	
Flexible with ferrule	mm^2	1 x (1.5 - 25) 2 x (1.5 - 6)
Terminal screw		M5
Max. tightening torque	Nm	3

Dimensions

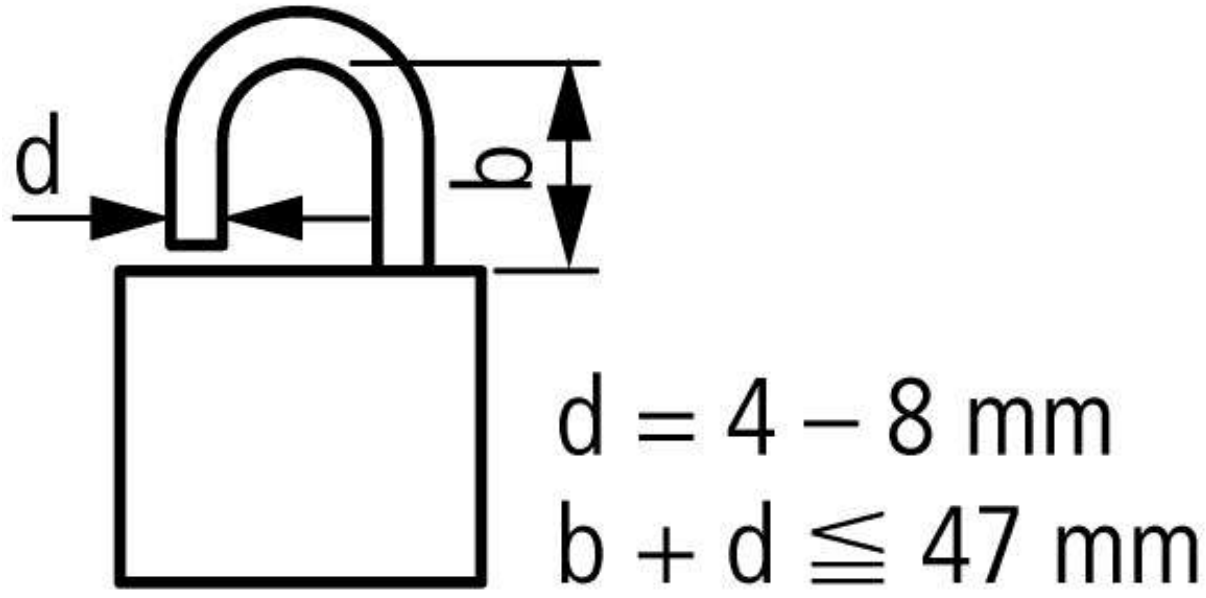

3 padlocks

Additional product information (links)

http://ecat.moeller.net/flip-cat/?edition=HPLEN&startpage=4.87

http://de.ecat.moeller.net/flip-cat/?edition=HPLTEv1&startpage=4.2

http://de.ecat.moeller.net/flip-cat/?edition=HPLTEv1&startpage=4.4

http://de.ecat.moeller.net/flip-cat/?edition=HPLTEv1&startpage=4.6

http://de.ecat.moeller.net/flip-cat/?edition=HPLTEv1&startpage=4.8

http://de.ecat.moeller.net/flip-cat/?edition=HPLTEv1&startpage=4.8

© 12/2013 by Eaton Industries GmbH