Product data sheet
Characteristics

XGHB90E340
Electronic tag, Radio frequency identification XG, RFID 13.56 MHz, ISO badge 54 x 85.5 x 1, 256 Bytes

Main

Range of product	Telemecanique Radio frequency identification XG
Product or component type	Electronic tag
RFID electronic tag name	XGHB
RFID frequency	13.56 MHz
Design	ISO badge
Memory capacity	256 B
Associated smart antenna	XGCS
[Sn] nominal sensing distance	100 Mm with XGCS89 150 Mm with XGCS49 + field expander XGFEC2525 70 Mm with XGCS49 90 Mm with XGCS49 + field expander XGFEC540 100 mm with XGCS85
Outer dimension	54 x 85.5 x 1 mm
Quantity per set	Set of 10
Read time	12 + 0.825 x (number of 16-bit words) ms
Write time	20 + 11.8 x (number of 16-bit words) ms
IP degree of protection	IP65

Complementary

Memory type	EEPROM
Memory operation	Read/write
Number of read cycles	Unlimited
Number of write cycles	100000 at -25…50 °C 2500000 at 30 °C
Maximum linear speed with "auto read/write function"	0.6 M/S with XGCS49 (read or write 10 words) 5.3 M/S with XGCS49 (read a serial number) 1.6 M/S with XGCS49 (read a word) 7.1 M/S with XGCS89 (read a serial number) 4 M/S with XGCS89 (read a word) 0.8 M/S with XGCS89 (read or write 10 words) 7.1 M/S with XGCS85 (read a serial number) 4 M/S with XGCS85 (read a word) 0.8 m/s with XGCS85 (read or write 10 words)
Data retention time	10 year(s)
Material	PVC (polyvinyl chloride)
Net weight	0.005 kg

Environment

Standards	ISO 15693
Ambient air temperature for operation	-25…50 °C
Ambient air temperature for storage	-40…55 °C
Vibration resistance	2 mm conforming to EN 60068-2-6 (f = 5…29.5 Hz) 7 gn conforming to EN 60068-2-6 (f = 29.5…150 Hz)
Shock resistance	30 gn conforming to EN 60068-2-27 for 11 ms
IK degree of protection	IK02 conforming to EN 50102

The information provided in this documentation contains general descriptions and/or technical characteristics of the performance of the products contained herein.
This documentation is not intended as a substitute for and is not to be used for determining suitability or reliability of these products for specific user applications.
It is the duty of any such user or integrator to perform the appropriate and complete risk analysis, evaluation and testing of the products with respect to the relevant specific application or use thereof.
Neither Schneider Electric Industries SAS nor any of its affiliates or subsidiaries shall be responsible or liable for misuse of the information contained herein.

Packing Units

Unit Type of Package 1	PCE
Number of Units in Package 1	1
Package 1 Weight	5 g
Package 1 Height	1 cm
Package 1 Width	5.5 cm
Package 1 Length	9 cm
Unit Type of Package 2	S01
Number of Units in Package 2	500
Package 2 Weight	3.076 kg
Package 2 Height	15 cm
Package 2 Width	15 cm
Package 2 Length	40 cm

Offer Sustainability

Sustainable offer status	Green Premium product
REACh Regulation	REACh Declaration
REACh free of SVHC	Yes
EU RoHS Directive	Pro-active compliance (Product out of EU RoHS legal scope) EU RoHS Declaration
Toxic heavy metal free	Yes
Mercury free	Yes
RoHS exemption information	Yes
Environmental Disclosure	Product Environmental Profile
Circularity Profile	End Of Life Information

Contractual warranty

Warranty	18 mois

XGHB90E340

Dimensions

Updatable Code Electronic Tags

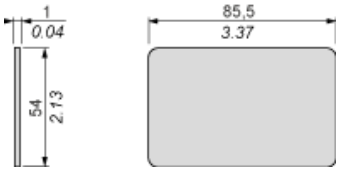

Minimum Mounting Distances

Distance Between Tags

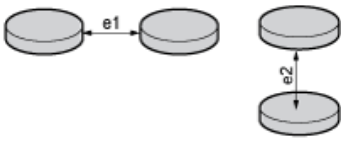

XGCS4901201 smart antenna (format 40)		XGCS8•• smart antennas (format 80)	
e1	e2	e1	e2
35	60	110	140

Minimum Mounting Distances in a Metal Structure

No metal parts within 25 mm of the tag

Curves

Dialogue Zones for Field Expanders

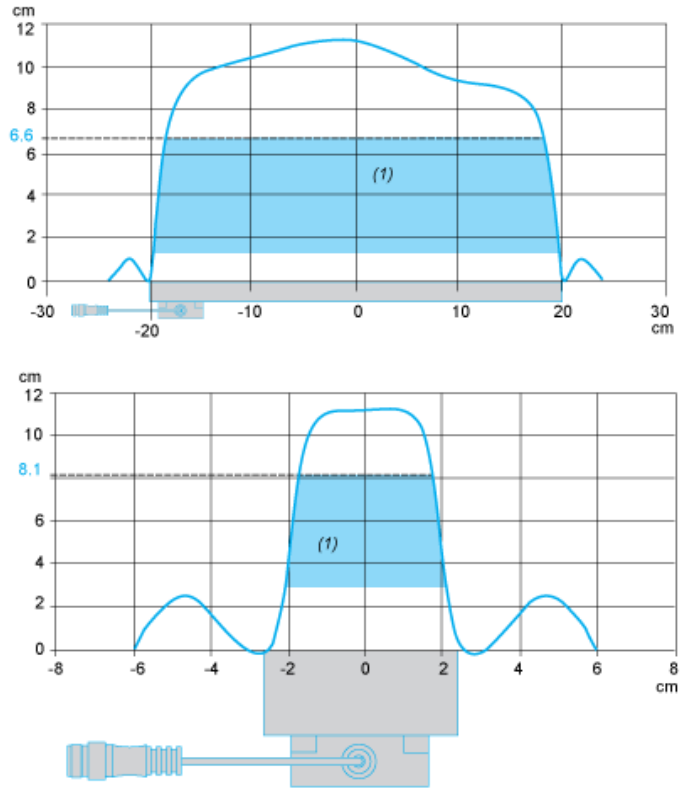

(1) Recommended working zone.

Curves

Dialogue Zones for Field Expanders

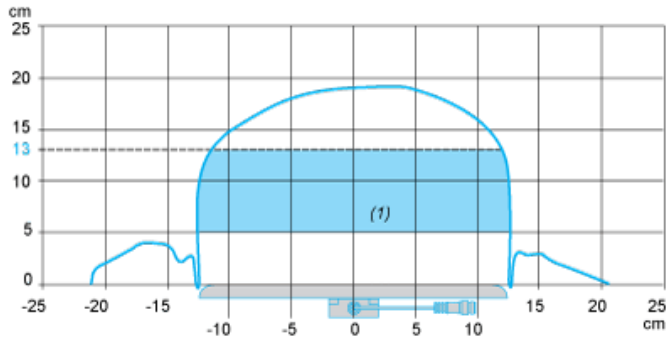

(1) Recommended working zone.