DATASHEET



EX-Z4V10H 335-02Z-3G/D

Data

Ordering data

Product type description	EX-Z4V10H 335-02Z-3G/D
Article number (order number)	103001681
EAN (European Article Number)	4030661423111
eCl@ss number, version 12.0	27-27-06-01
eCl@ss number, version 11.0	27-27-06-01
eCl@ss number, version 9.0	27-27-06-01
ETIM number, version 7.0	EC000030
ETIM number, version 6.0	EC000030

Explosion protection

Explosion protection: regulations	EN IEC 60079-0 EN IEC 60079-15 EN 60079-31
Explosion protection zones	2 22
Explosion protection category	3G 3D
Explosion protection designation	II 3G Ex nC IIC T5 Gc X II 3D Ex tc IIIC T90°C Dc X

Manufacturer declaration	ATEX Zone 2 and 22 Additional simple electrical apparatus (Zone 0 and 20)

General data

Housing construction form	Norm construction design
Housing material	Aluminium
Housing coating material	painted
Lever material	Metal film
Material of the rod	Plastic
Gross weight	317 g

General data - Features

Number of auxiliary contacts	0
Number of safety contacts	2

Safety classification

Standards	EN ISO 13849-1
Mission time	20 Year(s)

Safety classification - Safety outputs

B_{10D} Normally-closed contact (NC)	20,000,000 Operations

Mechanical data

Actuating element	Rod lever
Mechanical life, minimum	30,000,000 Operations
Impact energy, maximum	4 J
Actuating speed, maximum	2.5 m/s
Note (Actuating speed)	Actuating speed with actuating angle 30° to switch axis
Note Bounce duration	Bounce duration in accordance with actuating speed

Actuating torque, minimum	0.3 Nm

Mechanical data - Connection technique

Termination	Screw terminals M20 x 1.5
Cable cross-section of the cable glands, minimum	7 mm
Cable cross-section of the cable glands, maximum	12 mm
Cable section, minimum	0.75 mm²
Cable section, maximum	2.5 mm²
Note (Cable section)	All indications including the conductor ferrules.
Wire cross-section	13 AWG

Mechanical data - Dimensions

Length x Width x Height	Height of sensor: 111.5 mm (without rod)
Length of sensor	38 mm
Width of sensor	40.5 mm

Ambient conditions

Degree of protection	IP67
Ambient temperature	-20 ... +60 °C

Ambient conditions - Insulation values

Rated insulation voltage U_i	500 V
Rated impulse withstand voltage U_{imp}	6 kV

Electrical data

Thermal test current	10 A
Utilisation category AC-15	230 VAC
Utilisation category AC-15	4 A
Utilisation category DC-13	24 VDC

Utilisation category DC-13	4 A
Switching element	Opener (NC)
Switching principle	Snap action
Switching frequency	5,000 /h
Switchover time, maximum	2 ms
Material of the contacts, electrical	Silver

Ordering code

Product type description:
EX-(1)(2) 335-(3)Z(4)-(5)-(6)-(7)-3G/D

(1)

Z	Snap action
T	Slow action (not for AF/S)

(2)

S	Plunger S
R	Roller plunger R
H	Roller lever H
10H	Rod lever 10H
7H	Roller lever 7H
7H-2138	Roller lever 7H for position switches with safety function
1K	Offset roller lever 1K
3K	Angle roller lever 3K

(3)

11	1 NO contacts/1 NC contact
02	2 NC contact
20	2 NO contacts (not suitable for safety applications)
01/01	1 NC contact left / 1 NC contact right
12	1 NO contact/2 NC contacts
03	3 NC contact

(4)

H	Slow action with staggered contacts
UE	Slow action with overlapping contacts

(5)

1297	Enclosure with transverse slotted holes

(6)

2138	Roller lever 7H for position switches with safety function

(7)

1637	Gold-plated contacts

Pictures

Product picture (catalogue individual photo)



ID: k335hf03
| 1.0 MB | .jpg | 352.778 x 1124.303 mm - 1000 x 3187 px - 72 dpi
| 96.5 kB | .png | 74.083 x 236.008 mm - 210 x 669 px - 72 dpi
| 20.7 kB | .jpg | 38.806 x 123.472 mm - 110 x 350 px - 72 dpi

Dimensional drawing basic component

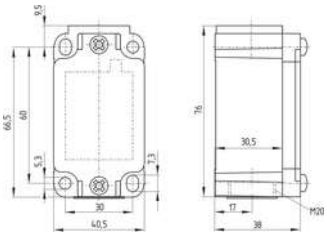

ID: k-335g01
| 27.9 kB | .cdr |
| 4.1 kB | .png | 74.083 x 52.211 mm - 210 x 148 px - 72 dpi
| 126.8 kB | .jpg | 352.778 x 248.708 mm - 1000 x 705 px - 72 dpi

Dimensional drawing basic component

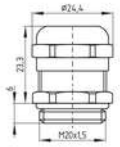

ID: 1xzm1g07
| 2.5 kB | .png | 74.083 x 51.153 mm - 210 x 145 px - 72 dpi
| 46.3 kB | .jpg | 352.778 x 243.769 mm - 1000 x 691 px - 72 dpi

Dimensional drawing actuator

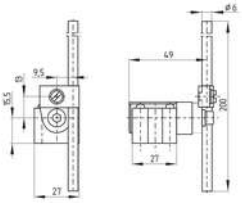

ID: 1h336g03
| 72.8 kB | .cdr |
| 3.8 kB | .png | 74.083 x 52.211 mm - 210 x 148 px - 72 dpi
| 84.2 kB | .jpg | 352.778 x 248.003 mm - 1000 x 703 px - 72 dpi

Switch travel diagram

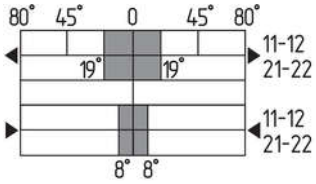

ID: kh335s11
| 25.9 kB | .cdr |
| 2.4 kB | .png | 74.083 x 40.569 mm - 210 x 115 px - 72 dpi
| 84.0 kB | .jpg | 352.778 x 193.322 mm - 1000 x 548 px - 72 dpi

Diagram

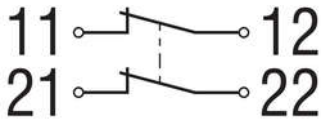

ID: k2o--k01
| 48.8 kB | .jpg | 352.778 x 125.236 mm - 1000 x 355 px - 72 dpi
| 2.3 kB | .png | 74.083 x 26.458 mm - 210 x 75 px - 72 dpi