THE INFORMATION CONTAINED IN THIS DRAWING IS THE SOLE PROPERTY OF L-COM, INC. ANY REPRODUCTION IN PART OR WHOLE WITHOUT THE WRITTEN PERMISSION OF L-COM, INC. IS PROHIBITED.

REVISIONS			
REV	DESCRIPTION	DATE	APPROVED
A	INITIAL RELEASE	10/17/11	D.GRIFFIN

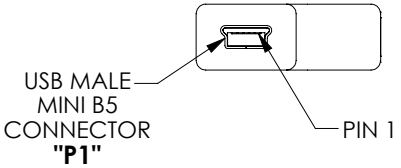

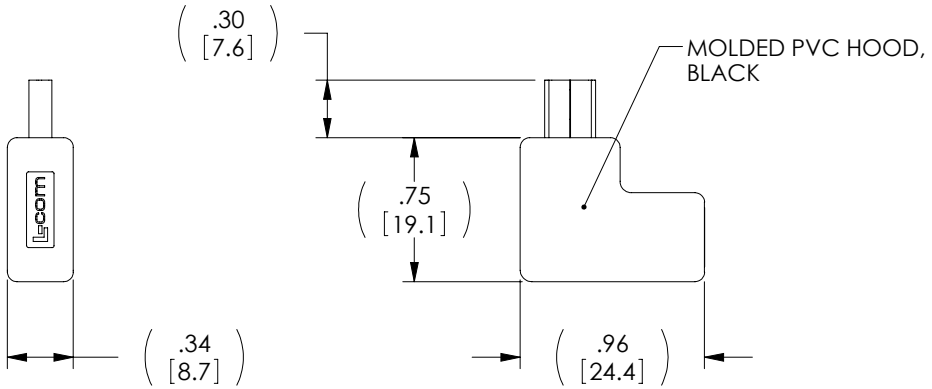

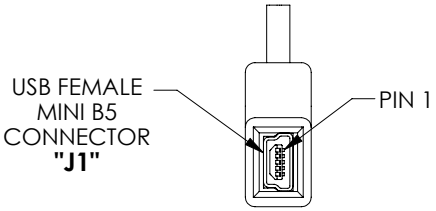

WIRE MAP		
"P1"	"J1"	WIRE
1	1	24AWG (RED)
2	2	28AWG (WHITE)
3	3	28AWG (GREEN)
4	4	24AWG (BLACK)
5	5	24AWG (YELLOW)
SHELL	SHELL	DRAIN

NOTES:

1. ADAPTOR SHALL BE TESTED FOR CONTINUITY.
2. ADAPTOR SHALL BE INDIVIDUALLY PACKAGED IN ACCORDANCE WITH L-COM SPEC. PS-0031

RoHS Compliant ✔

UNLESS OTHERWISE SPECIFIED,
DIMENSIONS ARE IN INCHES [mm]
OVERALL CABLE LENGTH TOLERANCE:
≤12 [305] = +1 [25] / -0
>12 [305] ≤60 [1524] = +2 [51] / -0
>60 [1524] ≤120 [3048] = +4 [102] / -0
>120 [3048] ≤300 [7620] = +6 [152] / -0
>300 [7620] = +5% / -0%
ALL OTHER DIMENSIONAL TOLERANCES:
.X = ± .2
.XX = ± .02
.XXX = ±.005
PROJECTION

APPROVALS	DATE
DRAWN BY D. CASTRO	4/19/11
CHECKED BY D. PARHAM	4/19/11
APPROVED BY S. SMITH	4/22/11

CONFIGURATION DETAILS OF UNDIMENSIONED FEATURES MAY VARY

COLOR VARIATIONS MAY OCCUR

L-COM Global Connectivity
45 BEECHWOOD DRIVE
NORTH ANDOVER, MA
01845

CATEGORY: USB

PRODUCT DESCRIPTION: ADPT,USB MB5 M/F RA EXIT 1

SIZE	FSCM NO.	DWG. NO.	REV.
A	43321	UAD2.0MB5-1	A

SCALE: NONE | CAD FILE: UAD2.0MB5-1.SLDDRW | SHEET 1 OF 1