

PS226-T12-K210

- **Design to EN 50047**
- **cable entry 2 x M20 x 1,5**
- **thermoplastic enclosure with foldable latching cover**
- **Simple and quick to adjust the control elements by 45°.**
- **Quick connection technology as connection terminals rotated by 45°**

Data

Ordering data	
Product type description	PS226-T12-K210
Article number (order number)	103015082
EAN (European Article Number)	4030661501536
Certifications	
Certificates	cULus CCC EAC
General data	
Product name	PS226 with offset roller lever K210
Standards	IEC 60947-5-1
Housing construction form	Norm construction design
Enclosure material	Plastic, glass-fibre-reinforced
Material of the contacts, electrical	Silver
Gross weight	85.5 g
General data - Features	
Safety functions	Yes
Number of auxiliary contacts	1
Number of safety contacts	2

Safety appraisal	
Standards	ISO 13849-1
Mission Time	20 Year(s)
Safety appraisal - Safety outputs	
B10d Normally-closed contact (NC)	20,000,000 Operations
Mechanical data	
Actuating element	Offset roller lever K210
Mechanical life, minimum	10,000,000 Operations
Positive break force, minimum	40 N
Actuating speed, minimum	60 mm/min
Actuating speed, maximum	1 m/s
Mechanical data - Connection technique	
Terminal Connector	Screw connection
Cable section, minimum	0.34 mm²
Cable section, maximum	1.5 mm²
Mechanical data - Dimensions	
Height of sensor	91.5 mm
Length of sensor	33 mm
Width of sensor	59 mm
Ambient conditions	
Protection class	IP66 IP67
Ambient temperature, minimum	-30 °C
Ambient temperature, maximum	+80 °C
Ambient conditions - Insulation value	
Rated impulse withstand voltage	4 kV
Electrical data	
Thermal test current	5 A
Required rated short-circuit current to EN 60947-5-1	400 A
Utilisation category AC-15	240 VAC
Utilisation category AC-15	3 A
Utilisation category DC-13	24 VDC
Utilisation category DC-13	3 A

Switching element	1 NO contact, 2 NC contacts
Switching principle	Creep circuit element
Switching frequency	5,000 /h

Ordering code

Product type description:

PS2(2)-(3)-(4)-(5)-(6)-(7)-(8)-(9)-(10)-(11)-(12)

(2)

5	Metal enclosure
216	Thermoplastic enclosure
226	Plastic housing with 2 cable entries

(3)

without	L-hole (standard)
L	elongated hole

(4)

Z11	Snap action 1 NO contact / 1 NC contact
Z02	Snap action 2 NC contacts
Z12	Snap action 1 NO contact / 2 NC contact
Z11R	Snap action 1 NO contact / 1 NC contact with latching
Z02R	Snap action 2 NC contacts with latching
T11	Slow action 1 NO contact / 1 NC contact
T02	Slow action 2 NC contacts
T20	Slow action 2 NO contact
T12	Slow action 1 NO contact / 2 NC contact
T21	Slow action 2 NO contact / 1 NC contact
T03	Slow action 3 NC contacts
T11UE	Slow action 1 NO contact / 1 NC contact with overlapping contacts
T02H	Slow action 2 NC contacts with staggered contacts

(5)

without	Contacts silver plated (Standard)
A1	Gold contacts 0,3 µm
A2	Gold contacts 1,0 µm
A3	Gold contacts 3,0 µm

(6)

without	without indication light

G	integrated status display

(7)

without	Cable entry M20
M16	cable entry M16
ST	Connector plug M12 - plastic - bottom
STR	Connector plug M12, right
STL	Connector plug M 12, left

(8)

S200	plunger S200 Ø 6 mm
S210	Plunger Ø 8,6 mm
S211	Plunger Ø 10,3 mm
S221	Plunger Ø 9,8 mm
R200	Roller plunger R200
R201	Roller plunger - stainless steel roller Ø 9,5mm
R210	Roller plunger - plastic roller Ø 12mm
K201	Roller plunger - stainless steel roller - width 5,3 mm - Ø 12mm
K200	Offset roller lever - plastic roller- width 5.3 mm - Ø 12 mm
K201	Roller plunger - stainless steel roller - width 5,3 mm - Ø 12mm
K210	Offset roller lever - plastic roller- width 5mm - Ø 14mm
K230	Angle roller lever - plastic roller Ø 14 mm
K240	Angle roller lever with plastic roller Ø 22 mm - right-bent
K250	Angle roller lever with plastic roller Ø 22 mm - left-bent
H200	Roller lever - plastic roller Ø 16 m - lever length 24 mm
H202	Roller lever - brass roller Ø 16mm - lever length 24mm (Standard)
H230	Roller lever - plastic roller Ø 16mm - lever length 28 mm
H232	Roller lever - brass roller Ø 16mm - lever length 28 mm
H236	Roller lever - rubber roller Ø 16mm - lever length 28 mm
N200	Roller lever 2 mm Toothing (24...26mm) - Plastic roller Ø 20 mm - Width 9.8 mm
N201	Roller lever adjustable in 2 mm steps (24...66mm) - stainless steel roller Ø 20mm - width 9,8 mm
N202	Roller lever - adjustable in 2 mm steps (24...66mm) - brass roller Ø 20mm - width 9,8 mm
N210	Roller lever - adjustable in 2 mm steps (24...66mm) - plastic roller Ø 20mm - width 5 mm - long-angled - locking washer
N280	Roller lever -adjustable in 2 mm steps (24...66mm) - plastic roller Ø 20mm - width 5 mm - long - locking washer
J200	Rod lever - plastic - 200mm -Ø 6mm
J201	Rod lever - stainless steel - 200mm -Ø 6mm (Standard)
J203	Rod lever - aluminium - 200mm -Ø 6mm
F230	Spring rod - plastic
F231	Spring rod - stainless steel
A200	Special actuating bolt - plastic - valve control

(9)

without no intent rotation (Standard)
U1 intent rotation 45°
U2 intent rotation 90°
U3 intent rotation 135°
U4 intent rotation 180°
U5 intent rotation 225°
U6 intent rotation 275°
U7 intent rotation 315°

(10)
without no lever rotation (Standard)
X1 lever rotation 15°
X2 lever rotation 30°
X3 lever rotation 45°
X4 lever rotation 60°
X5 lever rotation 75°
X6 lever rotation 90°
X7 lever rotation 105°
X8 lever rotation 120°
X9 lever rotation 135°
X10 lever rotation 150°
X11 lever rotation 165°
X12 lever rotation 180°
X13 lever rotation 195°
X14 lever rotation 210°
X15 lever rotation 225°
X16 lever rotation 240°
X17 lever rotation 255°
X18 lever rotation 270°
X19 lever rotation 285°
X20 lever rotation 300°
X21 lever rotation 315°
X22 lever rotation 330°
X23 lever rotation 345°

(11)
without Roller outside (Standard)
I Roller inside

(12)
without -30...+80°C (Standard)
T -40...+80°C

Documents

Operating instructions (supplementary sheet/quick guide)

(552,5 kB, 10.05.2019, Revision A)

UL Certificate

(211,5 kB, 01.08.2019)

CCC certification

(3,6 MB, 10.05.2019, Revision 01)

EAC certification

SISTEMA-VDMA library

(134,9 kB, 19.06.2019)

Pictures

Product picture (catalogue individual photo)



ID: kps2kf06

| 72,4 kB | .jpg | 27.093 x 34.459 mm - 320 x 407 Pixel - 300 dpi
| 681,1 kB | .jpg | 352.425 x 448.733 mm - 999 x 1272 Pixel - 72 dpi
| 42,3 kB | .png | 74.083 x 94.192 mm - 210 x 267 Pixel - 72 dpi

Product picture (catalogue individual photo)



ID: kps1kf14

| 12,8 kB | .png | 74.083 x 51.506 mm - 210 x 146 Pixel - 72 dpi
| 19,7 kB | .jpg | 27.093 x 18.796 mm - 320 x 222 Pixel - 300 dpi
| 124,5 kB | .jpg | 352.778 x 245.181 mm - 1000 x 695 Pixel - 72 dpi

Dimensional drawing basic component

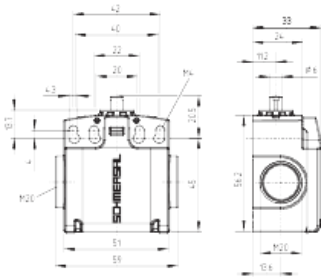

ID: kps2xg04

| 6,5 kB | .png | 74.083 x 63.853 mm - 210 x 181 Pixel - 72 dpi
| 38,9 kB | .jpg | 112.889 x 97.367 mm - 320 x 276 Pixel - 72 dpi
| 167,8 kB | .jpg | 352.778 x 304.447 mm - 1000 x 863 Pixel - 72 dpi

Switch travel diagram

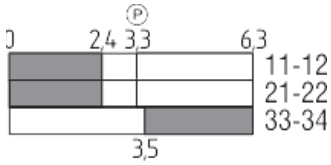

ID: kps11s25

| 2,0 kB | .png | 74.083 x 36.689 mm - 210 x 104 Pixel - 72 dpi
| 18,5 kB | .jpg | 112.889 x 55.739 mm - 320 x 158 Pixel - 72 dpi

Diagram

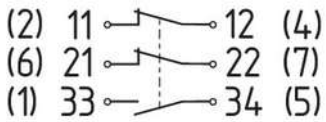

ID: kps2xk02

| 24,0 kB | .jpg | 112.889 x 47.272 mm - 320 x 134 Pixel - 72 dpi

Dimensional drawing actuator

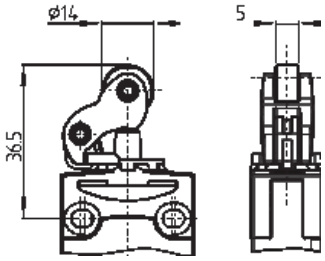

ID: kps11b05

| 171,7 kB | .jpg | 352.778 x 281.869 mm - 1000 x 799 Pixel - 72 dpi
| 3,8 kB | .png | 74.083 x 59.267 mm - 210 x 168 Pixel - 72 dpi