DATASHEET - FAZ-K6/2



Similar to illustration

Miniature circuit breaker (MCB), 6 A, 2p, characteristic: K

Part no.	**FAZ-K6/2**
Catalog No.	**278794**
Alternate Catalog No.	**FAZ-K6/2**
EL-Nummer (Norway)	**0001695327**

Delivery program

Basic function			Miniature circuit-breakers
Number of poles			2 pole
Tripping characteristic			K
Application			Switchgear for industrial and advanced commercial applications
Rated current	I_n	A	6
Rated switching capacity acc. to IEC/EN 60947-2	I_{cu}	kA	10
Product range			FAZ

Technical data

Electrical

Standards			IEC/EN 60947-2 IEC/EN 60898
Rated operational voltage	U_e	V	
	U_e	V AC	240/415
		V DC	60 (per pole)
Rated switching capacity acc. to IEC/EN 60947-2	I_{cu}	kA	10
Operational switching capacity		kA	7.5
Characteristic			B, C, D, K, S, Z
Max. back-up fuse		A gL/gG	125
Selectivity Class			3
lifespan			
Lifespan	Operations		> 10000
Direction of incoming supply			as required

Mechanical

Standard front dimension		mm	45
Enclosure height		mm	80
Mounting width per pole		mm	17.5
Mounting			IEC/EN 60715 top-hat rail
Degree of Protection			IP20, IP40 (when fitted)
Terminals top and bottom			Twin-purpose terminals
Terminal protection			Finger and back-of-hand proof to BGV A2
Terminal capacities		mm^2	
		mm^2	1 x 25
		mm^2	2 x 10
Thickness of busbar material		mm	0.8 … 2
Mounting position			As required

Design verification as per IEC/EN 61439

Technical data for design verification			
Rated operational current for specified heat dissipation	I_n	A	6
Heat dissipation per pole, current-dependent	P_{vid}	W	0
Equipment heat dissipation, current-dependent	P_{vid}	W	4.6

Static heat dissipation, non-current-dependent	P_{vs}	W	0
Heat dissipation capacity	P_{diss}	W	0
Operating ambient temperature min.		°C	-40
Operating ambient temperature max.		°C	75
			linear, per +1 °C, results in a 0.5% reduction of current carrying capacity

Technical data ETIM 7.0

Circuit breakers and fuses (EG000020) / Miniature circuit breaker (MCB) (EC000042)

Electric engineering, automation, process control engineering / Electrical installation, device / Miniature circuit breaker system (MCB) / Miniature circuit breaker (MCB) (ecl@ss10.0.1-27-14-19-01 [AAB905014])

Release characteristic		K
Number of poles (total)		2
Number of protected poles		2
Rated current	A	6
Rated voltage	V	400
Rated insulation voltage Ui	V	440
Rated impulse withstand voltage Uimp	kV	4
Rated short-circuit breaking capacity Icn EN 60898 at 230 V	kA	0
Rated short-circuit breaking capacity Icn EN 60898 at 400 V	kA	0
Rated short-circuit breaking capacity Icu IEC 60947-2 at 230 V	kA	10
Rated short-circuit breaking capacity Icu IEC 60947-2 at 400 V	kA	10
Voltage type		AC
Frequency	Hz	50 - 60
Current limiting class		3
Suitable for flush-mounted installation		No
Concurrently switching N-neutral		No
Over voltage category		3
Pollution degree		2
Additional equipment possible		Yes
Width in number of modular spacings		2
Built-in depth	mm	70.5
Degree of protection (IP)		IP20
Ambient temperature during operating	°C	-25 - 75
Connectable conductor cross section multi-wired	mm^2	1 - 25
Connectable conductor cross section solid-core	mm^2	1 - 25

Approvals

Product Standards		IEC/EN 60947-2; IEC/EN 60898; UL 1077; CSA-C22.2 No. 235; CE marking
UL File No.		E177451
UL Category Control No.		QVNU2, QVNU8
CSA File No.		204453
CSA Class No.		3215-30
North America Certification		UL recognized, CSA certified
Conditions of Acceptability		Supplementary Protector only
Suitable for		Branch Circuits; not as BCPD
Current Limiting Circuit-Breaker		No
Max. Voltage Rating		480Y/277 VAC; 96 VDC
Degree of Protection		IEC: IP20; UL/CSA Type: -

Characteristics

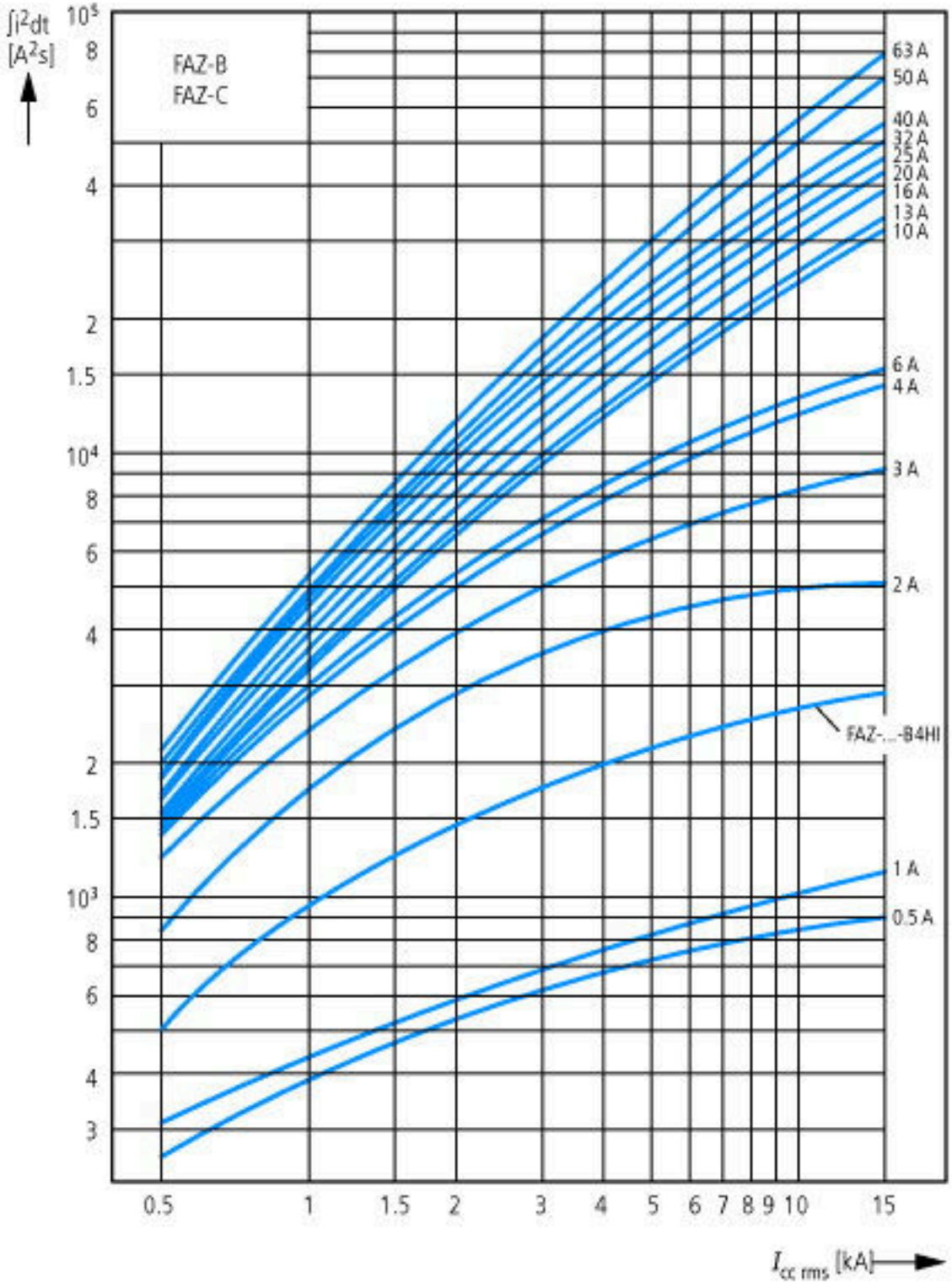

Let-through energy I^2t
According to IEC/EN 60898

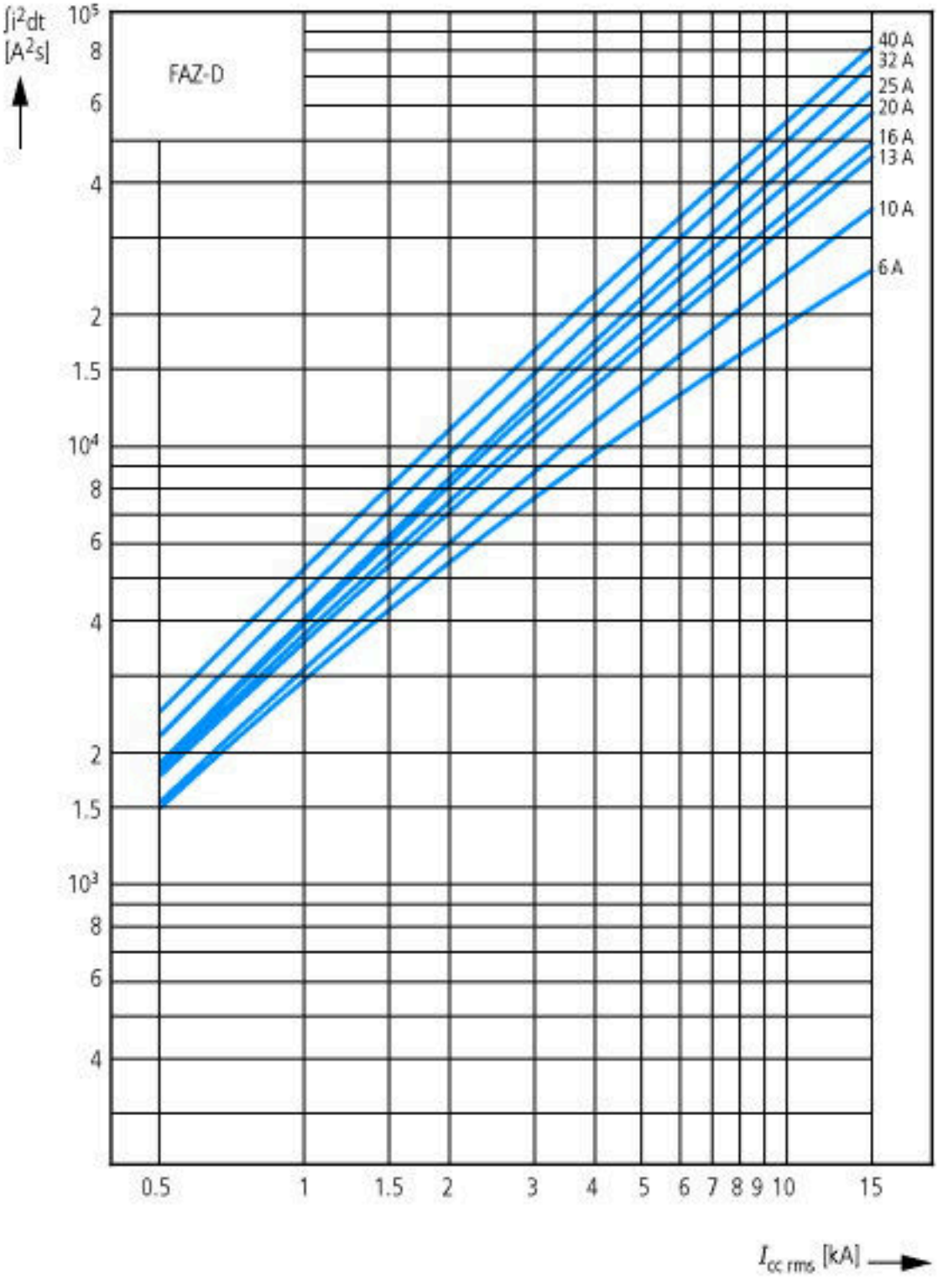
∫i²dt
[A²s]
FAZ-D
40 A
32 A
25 A
20 A
16 A
13 A
10 A
6 A
0.5
1
1.5
2
3
4
5
6
7
8
9
10
15
I cc rms [kA]

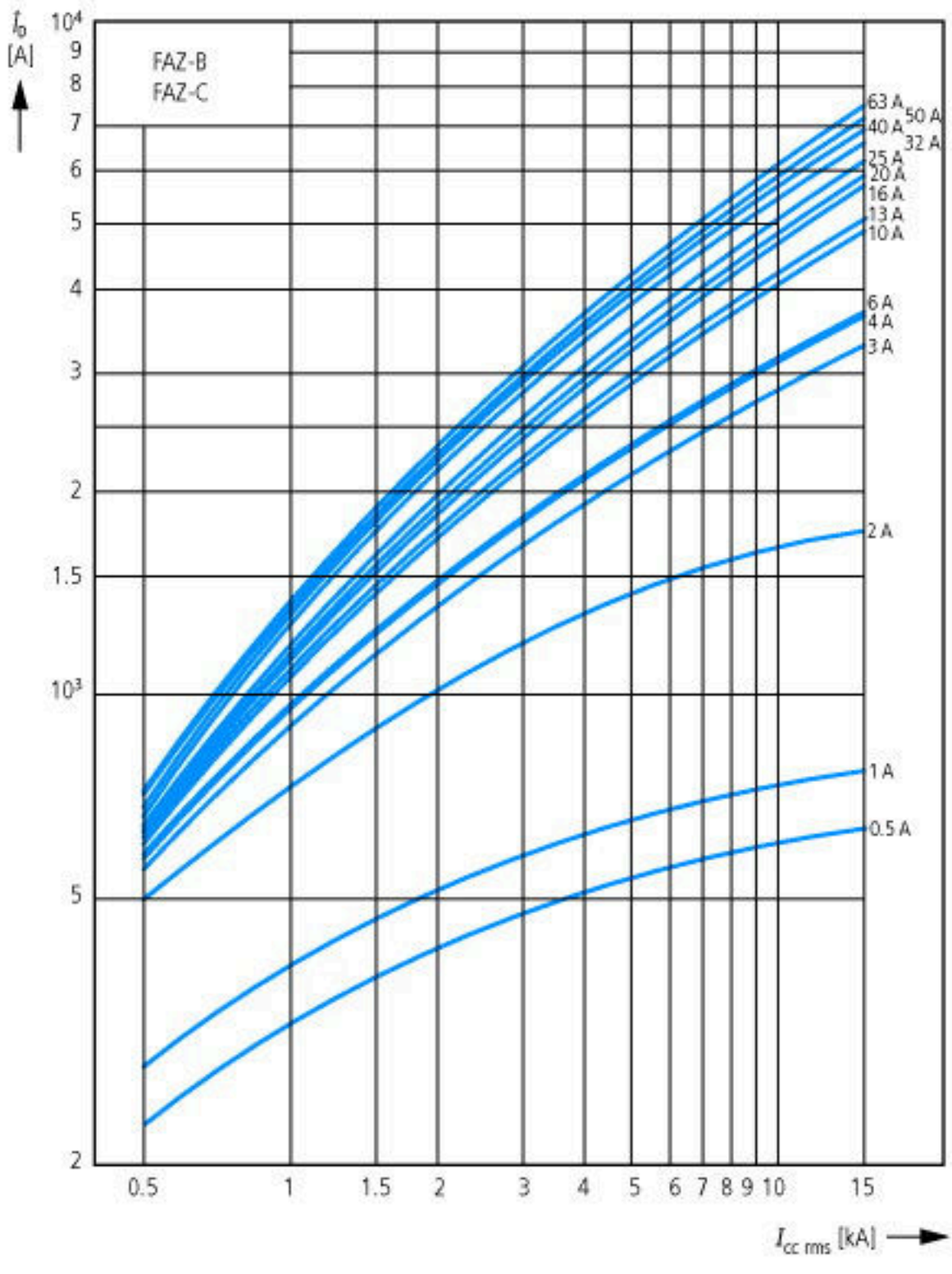
I_n [A]
10^4
9
8
7
6
5
4
3
2
1.5
10^3
5
2
FAZ-B
FAZ-C
63 A
50 A
40 A
32 A
25 A
20 A
16 A
13 A
10 A
6 A
4 A
3 A
2 A
1 A
0.5 A
0.5
1
1.5
2
3
4
5
6
7
8
9
10
15
$I_{cc\ rms}$ [kA]

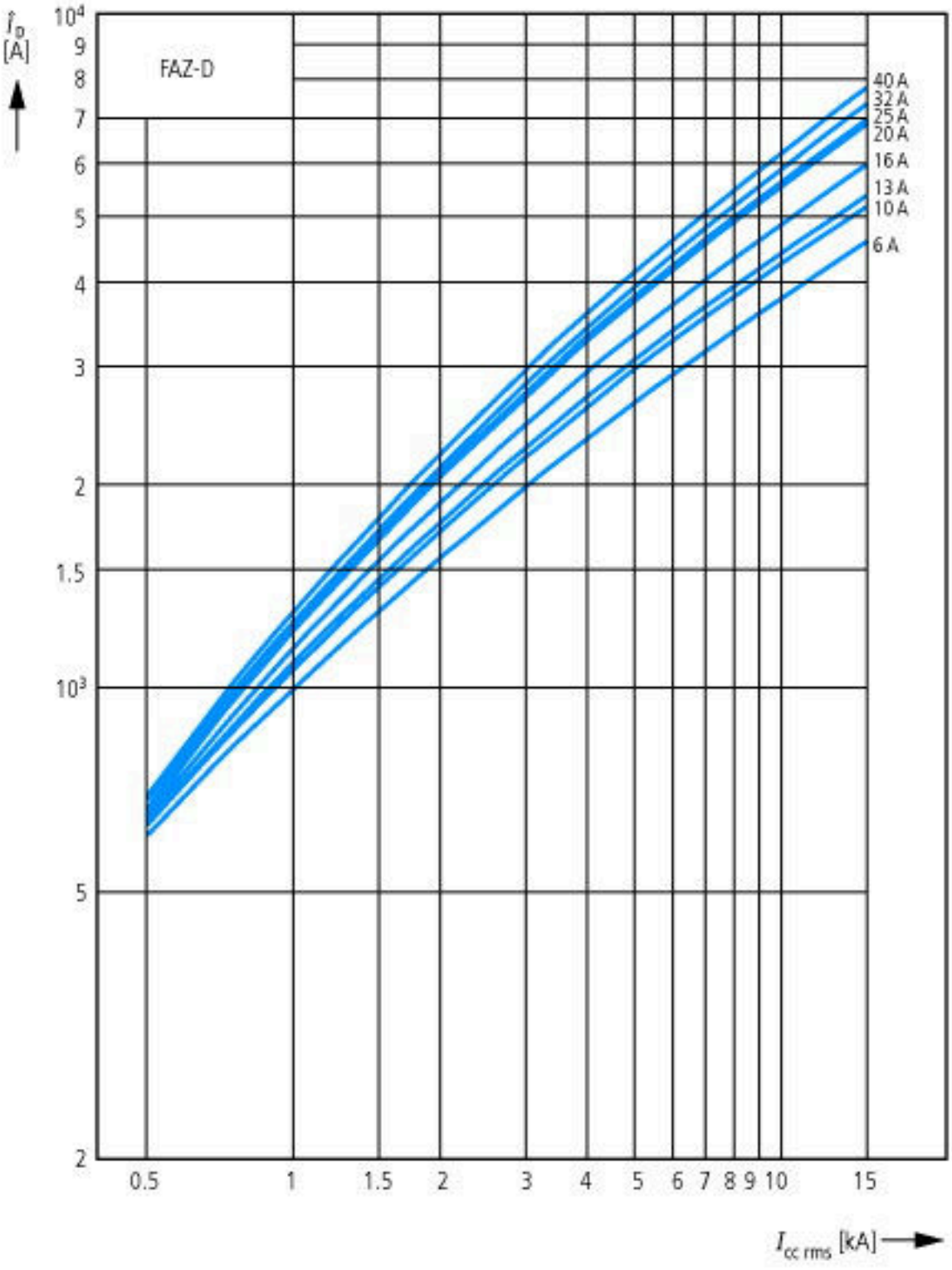
I_o [A]
FAZ-D
40 A
32 A
25 A
20 A
16 A
13 A
10 A
6 A
10^4
9
8
7
6
5
4
3
2
1.5
10^3
5
2
0.5
1
1.5
2
3
4
5
6
7
8
9
10
15
$I_{cc\ rms}$ [kA]

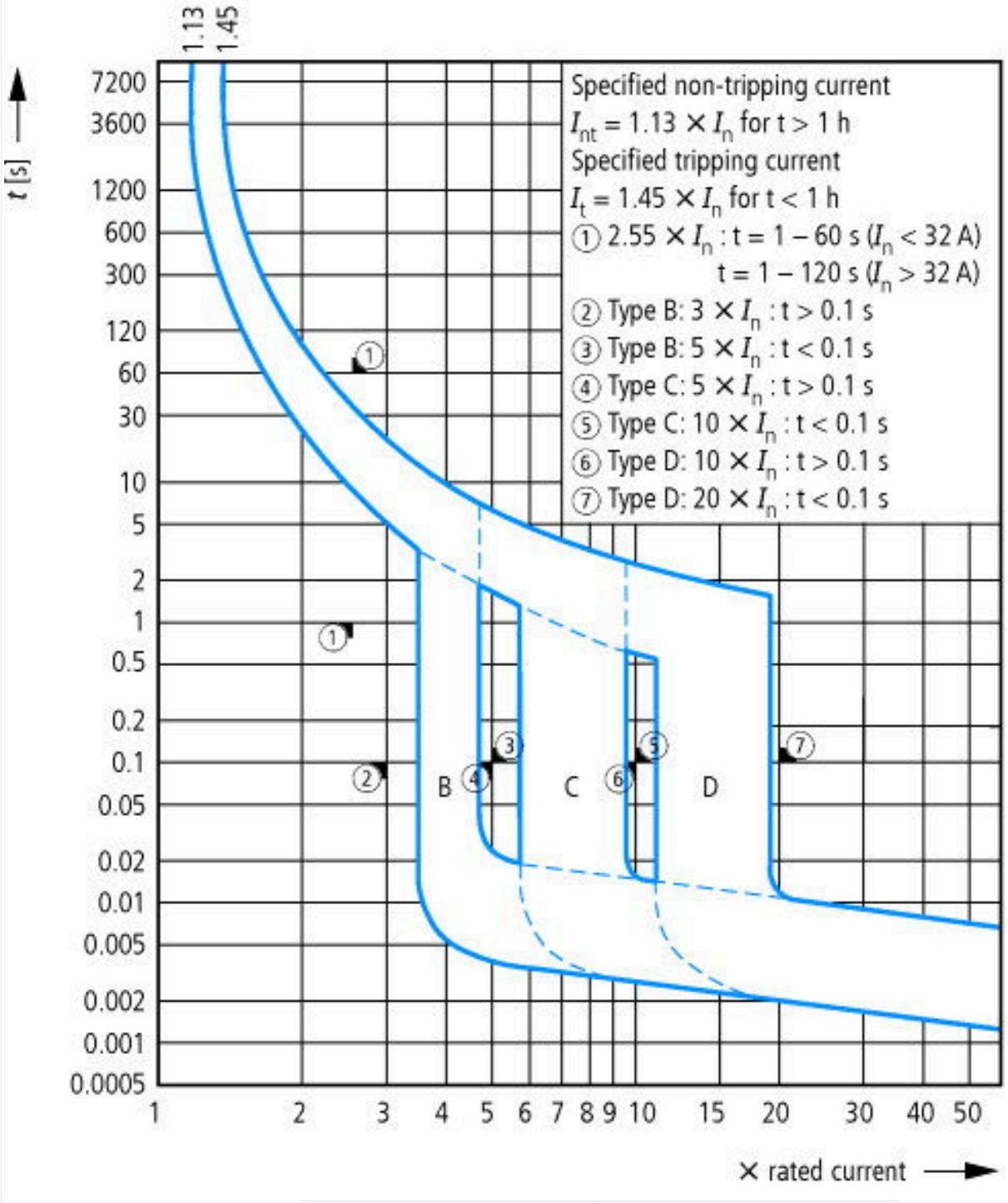

Tripping characteristic at 30 °C:
K according to IEC/EN 60947

Dimensions

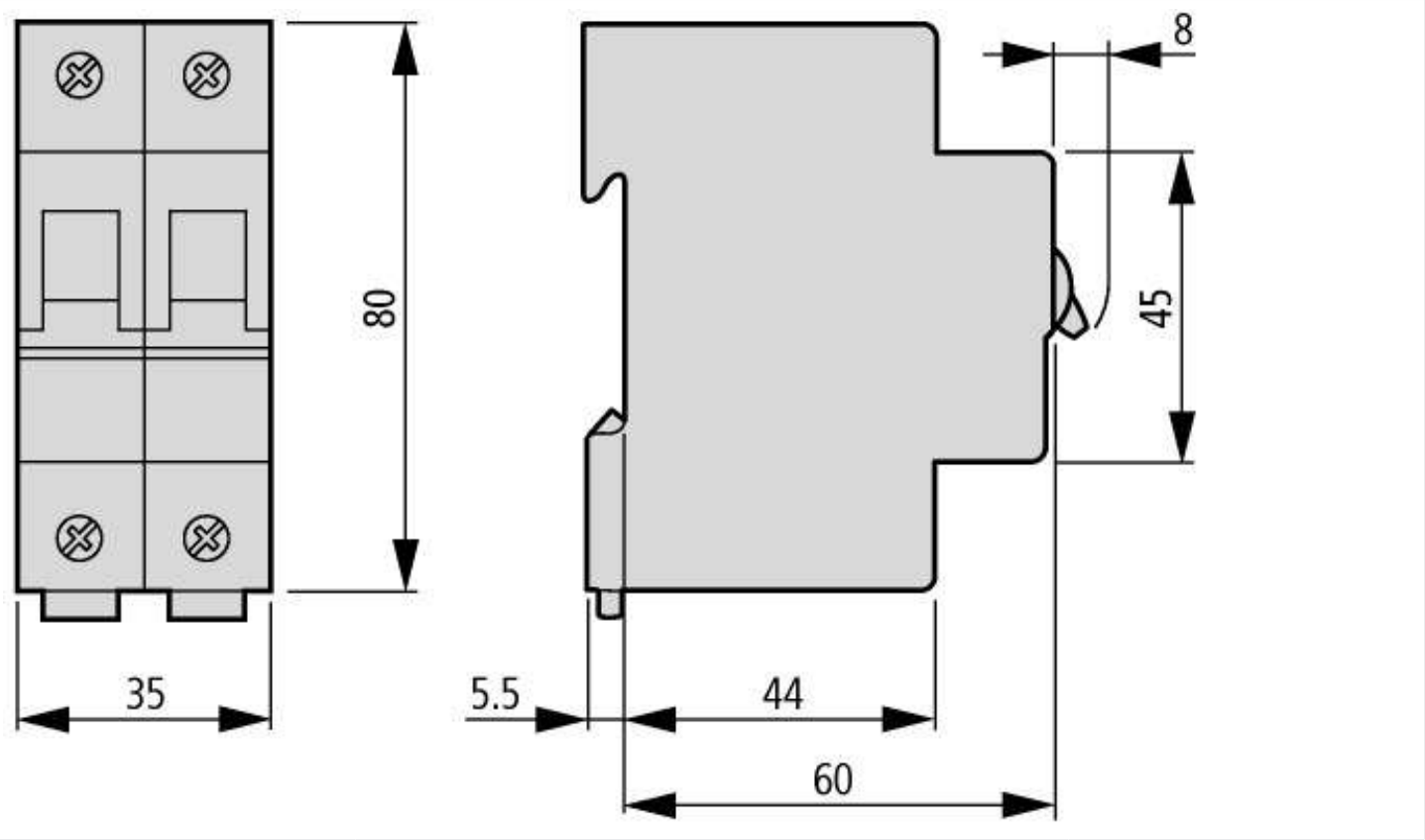

Additional product information (links)

AWA1220-1755 Circiut-breaker	
AWA1220-1755 Circiut-breaker	https://es-assets.eaton.com/DOCUMENTATION/AWA_INSTRUCTIONS/17550701.pdf
Temperature dependency, derating	https://www.eaton.com/content/dam/eaton/technicaldocumentation/technical-data-tables/Derating table FAZ.pdf

© 04/2021 by Eaton Industries GmbH