Enclosure components



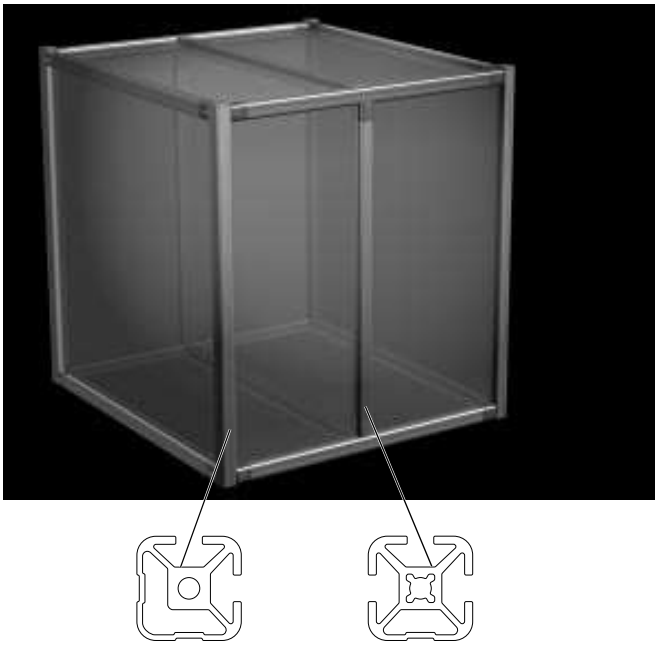

Introduction

The XD enclosure components are designed to facilitate building of self-supporting aluminium frameworks up to 1 m^3. When larger structures are needed, a series of 1 m^3 cubicles can be combined. The only necessary labour involves cutting profiles. Suitable panels can be purchased locally.

It is also possible to combine a door made of XD enclosure components with an XC 44 mm framework. Connecting plates for security switches are an integrated part of the system.

For freestanding partitions, refer to pages XC 46–47.

Enclosure profiles

The XD framework profiles exist in four versions: The standard profile XDEB ..× 22 has standard XD T-slots on all sides (Fig. 1).

If enclosure structures without T-slots visible from the outside are desired, two 22 mm × 22 mm profiles with three and two T-slots are available: XDEB ..× 22 T3/T2. See illustration above at right.

To make structures with a 45 degree incline, use profile XDEB ..× 22/45 (Fig. 2).

End caps are available to cover the open beam ends. T-slot cover XDAC 3 P (page 10) can be used to cover the T-slots.

Enclosure connector kit

The XD enclosure connector kit XDEF 22 is mounted directly into the profile with an M5 selftapping screw (Fig. 3). Then a spring is put into the hole (Fig. 4). The T connector is inserted into the housing and premounted with the set screw (Fig. 5). When the profile is inserted into the framework, the T connector will automatically turn into position in the T-slot when the set screw is tightened (Fig. 5, 6).

XDEF 22 A is a special version of the enclosure connector kit. This kit is used to connect an XDEB framework to an XDBM or XCBM profile. The kit contains a separate T connector for each beam type (Fig. 7, 8).







Enclosure components

Door profile

The XDED ..×20×22 profile is used to build doors in frames built from XDEB enclosure profiles. See illustration on page 18, top left.

Door profile connectors

Door profile connector kit XDEF 20×22 D contains the connecting components needed to integrate a door into an XDEB framework. The connectors are mounted to the ends of door profiles XDED ..×20×22 with selftapping screws (Fig. 1). The beam cutting lengths specified in the dimension drawing adjacent to Fig. 5 are based on a door to frame clearance of 3 mm.

Then, the hinge pieces are inserted into the door connectors at the desired positions (left-hinged or right-hinged). See Fig. 2, 3.

The hinge pieces fit into special connecting strips located in the T-slots of the framework (Fig. 4). The connecting strips must be placed in the T-slots of the framework before it is fully assembled.

When the door has been positioned correctly within the framework, the connecting strip can be secured in place by drilling a hole in the framework profile for a stop pin (Fig. 5). Oval holes for the hinge piece locking screws permit adjustment of the vertical position of the door by 3,5 mm.

Hinge kit XD-XD

XDAH 110 B is an aluminium hinge which can be placed on either side of the door.

Door handle

Door handle XDEH 100 A is an aluminium handle designed especially to fit the door profile. See Fig. 6, 7. To allow for the thickness of the handle, ensure that the clearance between door and framework is a minimum of 3 mm.

Enclosure strips

Four PVC strip profiles can be used with the XD enclosure components:

- Rim strip for mounting of 3 mm panels (Fig. 8).
- Sliding door profile for two 3–4 mm panels (Fig. 9).
- Special strip for nets (Fig. 10). The nets can be 3–4 mm thick.
- Cover strip for the gap between the framework and the door profile (Fig. 11). The strip is suitable for a gap of 2–4 mm. Note that the cover strip is intended to provide dust protection, sound reduction and personal safety. It will not protect against continuous splashing of water or other fluids.









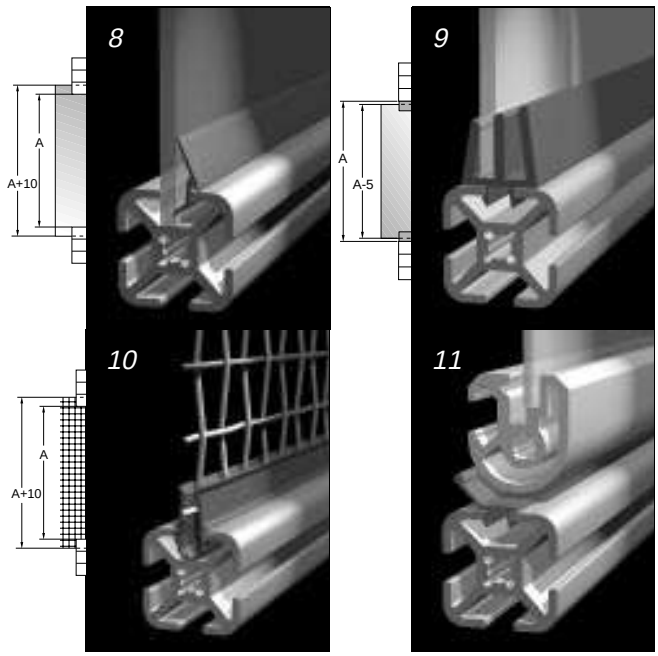

Enclosure components

Ball latch lock kit

Ball latch lock kit XDEL 60 B can be placed at any desired position in an XDEB framework. Please note that a minimum clearance of 3 mm is needed between the framework and the door profile. See Fig. 1.

Security switch kit

Security switch kit XDEL 52 W is mounted on the inner side of the bottom XDEB framework profile. The connecting plate fits security switch Schmersal AZ 15/16-B1 (not included in kit). See Fig. 2.

XD-XC frame connector kit

Frame connector XDEF 70 permits the mounting of an XD enclosure framework to an XC 44 mm × 44 mm beam. See Fig. 3.

Adjusting mount

The standard XDFS 5×30 adjusting mount (page 17) can be mounted directly into any XDEB profile.



Multiblock

The XDAM 2 multiblock is intended for attachment of enclosure sheets to XD beams. The multiblock is inserted into the beam T-slot and fixed by turning through 90°. The block has a nut pocket for mounting with an M6 screw and a nut.

XD door in XC 44 mm framework

All XDEB ..×22×22 .. framework profiles can also be used to make doors which fit into XC 44 mm × 44 mm structures. See Fig. 4. The following components are designed for this application.

Hinge kit XD-XC

XDAH 110 A is an aluminium hinge which can be placed on either side of the door. See Fig. 5.

Handle kit

Plastic handle XDEH 160 (Fig. 6) fits all XD profiles. It is delivered with an accompanying mounting plate for fitting the handle to XC 44 mm beams. See page XC 45. The mounting plate is not used with XD profiles.

Ball latch lock kit

XDEL 60 BA is a ball latch lock kit adapted for the combination of an XD door profile and an XC 44 mm × 44 mm framework. See Fig. 7.

Security switch kit

XDEL 60 WA is designed to permit attachment of a security switch to the combination of an XD door profile and an XC 44 mm × 44 mm framework. The connecting plate fits security switch Schmersal AZ 15/16-B1 (not included in kit). See Fig. 8.







Enclosure profiles

Enclosure profile
22 mm × 22 mm,
Aluminium, anodized
With standard XD T-slots
and hole for M5 threading

XDEB 3×22 Four T-slots, length 3 m
XDEB L×22 Four T-slots, length to order

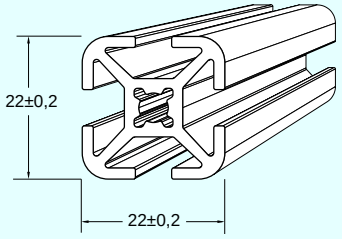

XDEB 3×22 T3 Three T-slots, length 3 m
XDEB L×22 T3 Three T-slots, length to order

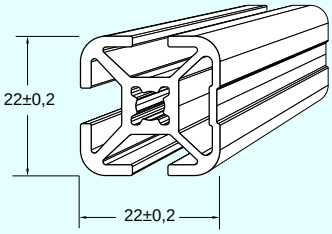

XDEB 3×22 T2 Two T-slots, length 3 m
XDEB L×22 T2 Two T-slots, length to order

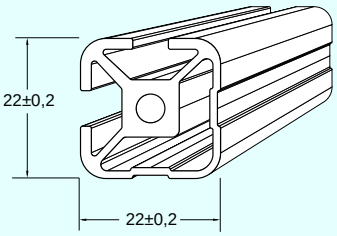

XDEE 22 End cap 22 mm × 22 mm
Polyamide, grey

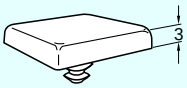

Enclosure profile
22 mm × 22 mm, 45°
Aluminium, anodized

XDEB 3×22/45 Length 3 m
XDEB L×22/45 Length to order

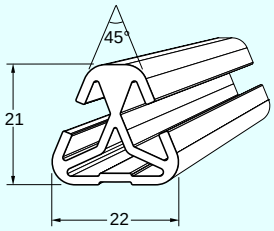

XDEE 22/45 End cap 22 mm × 22 mm, 45°

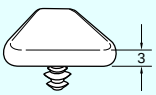

Door profile 20 mm × 22 mm
Aluminium, anodized

XDED 3×20×22 Length 3 m
XDED L×20×22 Length to order

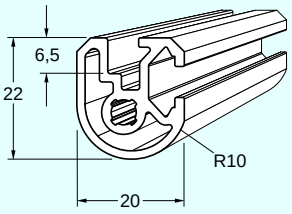

Sliding element for T-slot

XDLB 20×42 Sliding element for T-slot
UHMW-PE
Including screws and nut

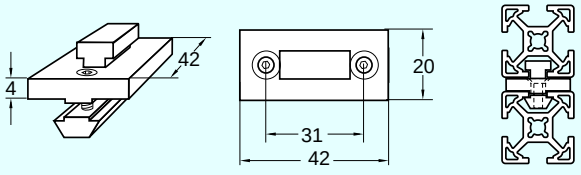

Enclosure connectors

XDEF 22

Enclosure connector kit
Aluminium, die-cast
Including the necessary mounting hardware

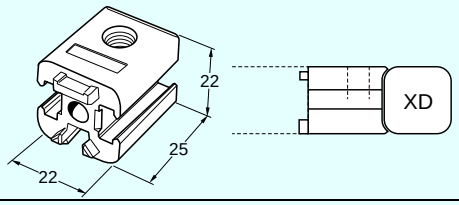

XDEF 22 A

Enclosure connector kit for XC–XD beams
Aluminium, die-cast
Including the necessary mounting hardware

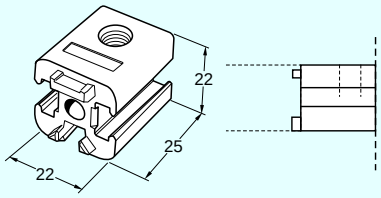

XDEF 20×22 D

Door profile connector kit
Aluminium, die-cast
Including four door profile connectors, two hinge pieces and the necessary mounting hardware

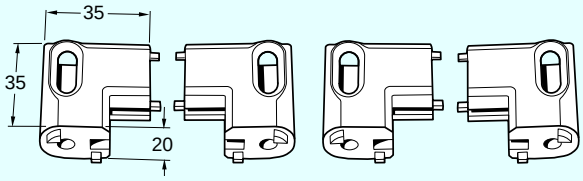

XDEF 70

XD–XC frame connector kit
Aluminium, anodized
Including the necessary mounting hardware

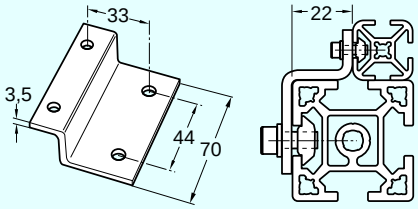

Enclosure strips

XDET 3 A

Rim strip
Length 3 m
Polyvinyl chloride, grey

XDET 3 B

Cover strip for doors
Length 3 m
Polyvinyl chloride, grey

XDET 3 C

Net strip
Length 3 m
Polyvinyl chloride, grey

XDET 3 D

Sliding door profile
Length 3 m
Polyvinyl chloride, grey

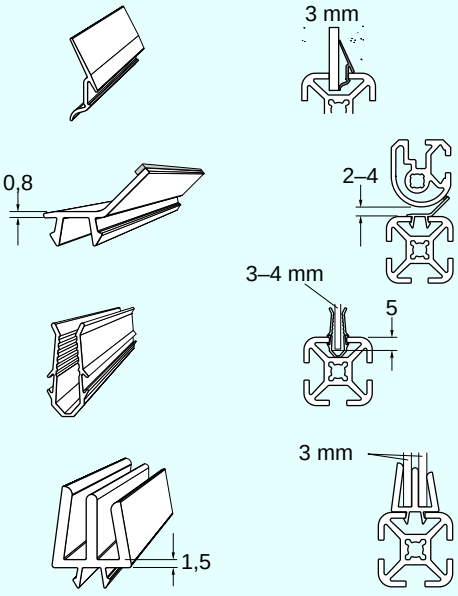

Multiblock

XDAM 2

Multiblock
Polyamide

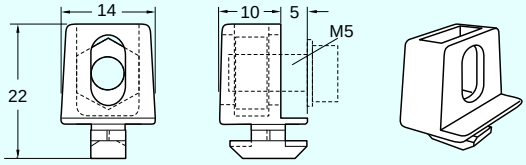

Door accessories

XDAH 110 B
Hinge kit XD–XD
Aluminium
Including the necessary mounting hardware

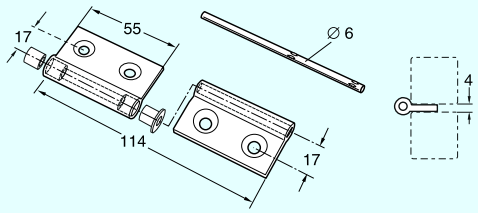

XDEH 100 A
Handle
Aluminium, anodized
Including the necessary mounting hardware

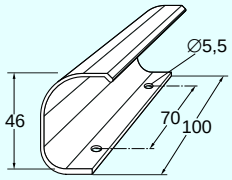

XDEL 60 B
Ball latch lock kit
Aluminium, anodized
Including ball latch and the necessary mounting hardware

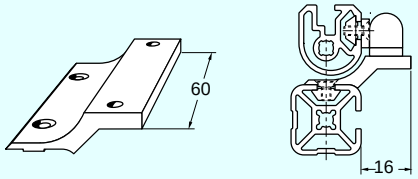

XDEL 52 W
Security switch kit
Aluminium, anodized
Including the necessary mounting hardware. For security switch Schmersal AZ 15/16-B1 (not included).

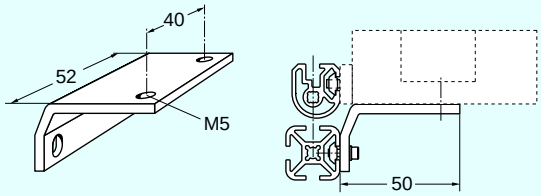

Components for XD doors in XC frames

XDAH 110 A
Hinge kit XD–XC
Aluminium, anodized
Including the necessary mounting hardware

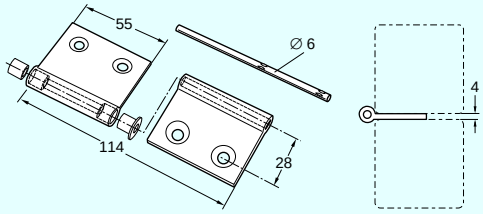

XDEH 160
Handle XC/XD
Polyamide
Including adapter plate for XC
Mounting:
MC6S 5×12 (2)
XDAN 5 A (2)

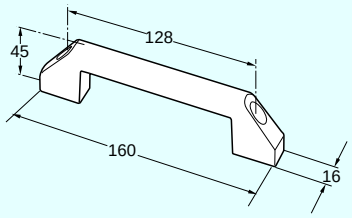

XDEL 60 BA
Ball latch lock kit
Aluminium, anodized
Including ball latch and the necessary mounting hardware

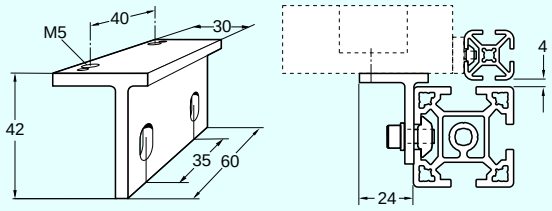

XDEL 60 WA
Security switch kit
Aluminium, anodized
Including the necessary mounting hardware. For security switch Schmersal AZ 15/16-B1 (not included).

