A1319560

TUNING KNOB, with lateral screw fixing

Suitable for rotary potentiometer with round shaft ends. With indicator. White marking.

Supply
1 tuning knob



TECHNICAL DATA

Material	PF (UL 94 V-0)
Colour	black RAL 9005
Standards	RoHS compliant, REACH compliant

Diameter	29 mm
Height	20.1 mm
Bore hole	6 mm

Please take the dimensions from current parts. These are subject to material- and manufacturing-specific tolerances.

PURCHASING DATA

Weight/1 part	7.5 g
Customs tariff number (OKW product)	84879090
Country of manufacture	Taiwan

CUSTOMISING OPTIONS

What else do you need to create your own personal product? We can supply our enclosures and tuning knobs fully modified to suit your electronic components and design requirements. Please advise for anything else we can do for you.

Customising options for A1319560

A1319560

TUNING KNOB, with lateral screw fixing



Machining



Printing



Installation / Assembly of accessories

A1319560

TUNING KNOB, with lateral screw fixing

ACCESSORY



A1300040
Insert
ABS (UL 94 HB)
black RAL 9005
7.4x7mm 4mm

Subject to technical modification without notice. © by OKW Gehäusesysteme, Buchen/Germany.

Schnitt A-A

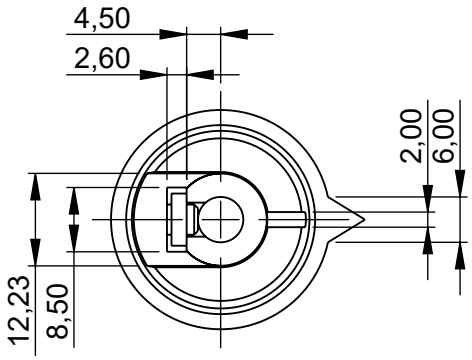

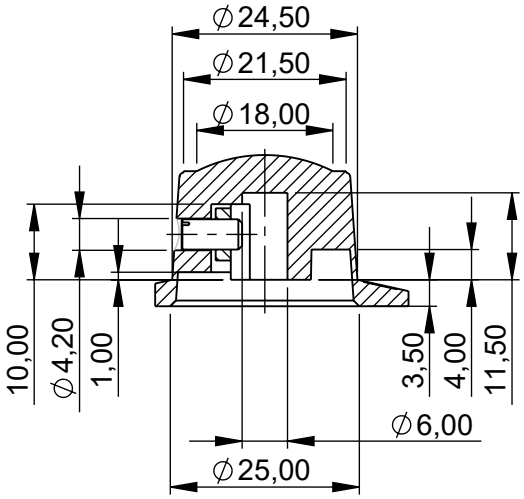

Rändel DIN 82-RAA 1,0

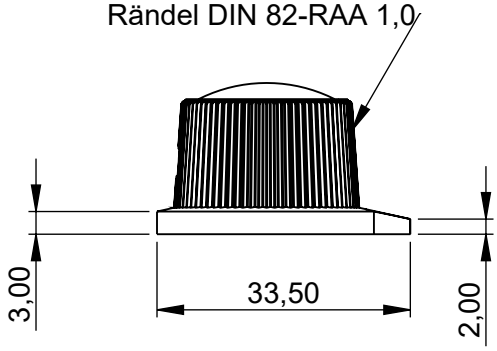

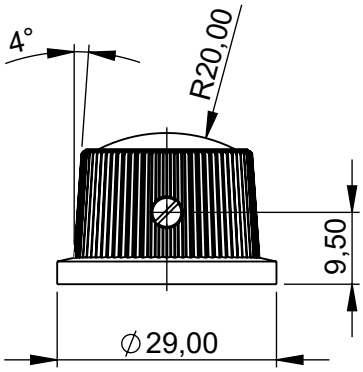

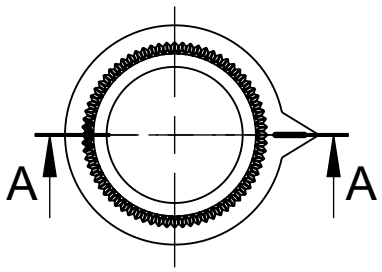

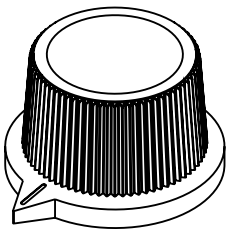

Bitte die Maße an aktuellen Teilen abnehmen.
Diese unterliegen material und produktionsspezifischen Fertigungstoleranzen

Please take the dimensions from current parts.
These are subject to material- and manufacutring-specific tolerances

Informationskopie
wird nicht aktualisiert
Copy for Information
will not be updated

Erst. am:	04.06.2020	Toleranzen:	Status:	
Erst. von:	J. Farrenkopf	DIN 16901 T130	SERIENFREIGABE	
Freig. am:	20.01.2022	Volumen:	Zeichnungsart:	DIN 6 Teil 2
Freig. von:	J. Farrenkopf		KUNDE	
Revision:	01			

Technische Änderungen vorbehalten. Irrtümer oder Druckfehler begründen keinen Anspruch auf Schadenersatz. Wichtige Einbaumaße bitte direkt mit dem aktuellen Produkt abstimmen.

Subject to technical modification without prior notice. Typographical and other errors do not justify any claim for damages. All dimensions should be verified using an actual moulded part.

Sous reserve de modifications techniques. Toute erreur ou faute d'impression ne justife aucune demande d'indemnisation. Nous prions les clients de verifer les dimensions des composants avec les boitiers avant le montage.

OKW GEHÄUSE SYSTEME

This document contains proprietary information of OKW Gehäusesysteme GmbH and is tendered subject to the conditions that the information be retained in confidence not be reproduced or copied and not be used or incorporated in any product.

DREHKNOEPFE SEITL. BEFESTIGUNG 29
Drehknopf, mit seitl. Schraubbefestigung

A1319560

M 1:1

Für dieses Dokument behalten wir uns alle Urheberrechte vor. Es darf auch auszugsweise weder vervielfältigt noch Dritten in irgendeiner Form zugänglich gemacht werden.

Dateiname: 00027477