SERIES 1830 - SINGLE AND DOUBLE-POLE ROCKER SWITCHES

TO 20 (4) A 250 V AC



PRODUCT FEATURES

- 100 million times proven switching principle
- mechanical life endurance up to 1 million switching cycles
- Large variety
- Variants with IP 67 or dust protection insert
- Two housing variants
- Actuating characteristic
- Illuminated and non-illuminated variants
- Approval for 400 V (product-dependent)

ON REQUEST

- Other colors
- Other rocker printings
- Other lamp variants
- Snap-on customized actuators
- Cable assembly

Mechanical life endurance	10E4 5E4 (basic type 1839) 1E6 (product-dependent)
Inrush current (capacitive)	120 A / 50 A (contact pair Ag / Cu and basic type 1834)
Contact resistance (new condition)	< 100 mOhm (1 A 12 V DC)
Insulation resistance (new condition)	> 100 MOhm (500 V DC)
Proof tracking	250 PTI
Protection type	IP 40 / IP 67 (product-dependent)
Ambient temperature	terminal side -20 °C ... +105 °C / ... +85 °C / ... +100 °C (product-dependent) actuating side -20 °C ... +55 °C
Flammability	UL 94 V-2 UL 94 V-0 (product-dependent)
Glow wire test temperature	850 °C
Material actuator housing terminals	PA / PC (product-dependent) PA silver plated / tinned (product-dependent)
Plug force of the terminals	≤ 80 N
Approval marks	/ / /
Suitable for appliances of protection class II	

SERIES 1830 - SINGLE AND DOUBLE-POLE ROCKER SWITCHES

TO 20 (4) A 250 V AC

single-pole 	ON / OFF switch (SPST)	1830.3112	1830.3118	1830.0102	1831.0114	1831.3312	1831.3313	1831.3606	1831.3607	1831.3815	1831.3816	1831.3933	1831.8112	1831.3311	1831.1107
Lighting voltage (V)		230	230	230											
Actuator color / printing															
Housing color															
20 (4) A 250 V AC 1E4		o	o		o	o	o	o	o	o	o	o	o		
20 (4) A 250 V AC														o	
16 (4) A 250 V AC 1E4															
10 (8) A 400 V AC 5E4															
10 (8) A 250 V AC 5E4		o	o		o	o	o	o	o	o	o	o	o	o	
10 (4) A 250 V AC 1E4				o											o
10 A 12 V DC															
6 (4) A 250 V AC 5E4				o											o
6 (4) A 250 V AC 1E4															
6 (4) A 250 V AC															
4 (2) A 250 V AC 1E4															
30 mA 12 V DC															
16 A 250 V AC 1 HP		o	o		o	o	o	o	o	o	o	o	o	o	
16 A 250 V AC 1/2 HP															
16 A 125 V AC 1/3 HP					o	o	o	o	o	o	o	o	o	o	
16 A 125 V AC 1/4 HP															
6 A 250 V AC 1/2 HP				o											o
6 A 125 V AC 1/4 HP															o
6 A 125 - 250 V AC 1/8 HP															
6 A 125 V AC 1/10 HP															
4 A 250 V AC 1/10 HP															
Terminal type															
Terminal description		6.3	6.3			6.3	6.3	6.3	6.3	6.3	6.3	6.3	6.3	6.3	4.8
Contact distance (mm)		≥ 3	≥ 3	≥ 3	≥ 3	≥ 3	≥ 3	≥ 3	≥ 3	≥ 3	≥ 3	≥ 3	≥ 3	≥ 3	≥ 3
Contact material		Ag	Ag	Ag	Ag	Ag	Ag	Ag	Ag	Ag	Ag	Ag	Ag	Ag	Ag
EN 60335 cap. 30 conform “G”								o	o					o	
Miscellaneous								housing with 2 separating gates	housing with 2 separating gates	1E6 mechanical life endurance IP 67	1E6 mechanical life endurance IP 67		lower lying flange		
Stock version		o	o			o	o						o	o	o

SERIES 1830 - SINGLE AND DOUBLE-POLE ROCKER SWITCHES

TO 20 (4) A 250 V AC

single-pole		Normally open switch (SPNO)					Changeover switch (SPDT)				Changeover switch with OFF position in the center (SPDT - Center OFF)						
		1831.1202	1831.3402	1831.8202	1831.1253		1833.3312	1833.1102	1833.3307		1838.0305	1838.3901	1838.1402	1838.1502	1838.1509	1838.1602
Lighting voltage (V)																
Actuator color / printing																
Housing color																
20 (4) A 250 V AC 1E4																
20 (4) A 250 V AC																
16 (4) A 250 V AC 1E4							o				o	o				
10 (8) A 400 V AC 5E4																
10 (8) A 250 V AC 5E4																
10 (4) A 250 V AC 1E4								o	o							
10 A 12 V DC																
6 (4) A 250 V AC 5E4								o	o							
6 (4) A 250 V AC 1E4													o	o	o	o
6 (4) A 250 V AC																
4 (2) A 250 V AC 1E4		o	o	o												
30 mA 12 V DC					o											
16 A 250 V AC 1 HP																
16 A 250 V AC 1/2 HP							o				o	o				
16 A 125 V AC 1/3 HP											o	o				
16 A 125 V AC 1/4 HP							o									
6 A 250 V AC 1/2 HP								o	o							
6 A 125 V AC 1/4 HP								o	o							
6 A 125 - 250 V AC 1/8 HP													o	o	o	o
6 A 125 V AC 1/10 HP		o	o	o												
4 A 250 V AC 1/10 HP		o	o	o												
Terminal type																
Terminal description		4.8	6.3	6.3	4.8		6.3	4.8	6.3			6.3	4.8	4.8	4.8	4.8
Contact distance (mm)		≥ 3	≥ 3	≥ 3	≥ 3		≥ 3	≥ 3	≥ 3		≥ 3	≥ 3	≥ 3	≥ 3	≥ 3	≥ 3
Contact material		Ag	Ag	Ag	Au		Ag	Ag	Ag		Ag	Ag	Ag	Ag	Ag	Ag
EN 60335 cap. 30 conform “G”									o							
Miscellaneous				lower lying flange							momentary function both sides	1E6 mechanical life endurance IP 67	momentary function both sides			momentary function one side
Stock version		o	o					o	o			o	o	o	o	o

SERIES 1830 - SINGLE AND DOUBLE-POLE ROCKER SWITCHES

TO 20 (4) A 250 V AC

single-pole 	Changeover switch with OFF position in the center (SPDT - Center OFF)	1838.4307	1838.8302	1838.3402	1838.3502	Changeover switch (SPDT momentary)	1835.3902	1833.1202	1833.3402
Lighting voltage (V)							230		
Actuator color / printing		I O II							
Housing color									
20 (4) A 250 V AC 1E4									
20 (4) A 250 V AC									
16 (4) A 250 V AC 1E4									
10 (8) A 400 V AC 5E4									
10 (8) A 250 V AC 5E4									
10 (4) A 250 V AC 1E4									
10 A 12 V DC									
6 (4) A 250 V AC 5E4									
6 (4) A 250 V AC 1E4		o	o						
6 (4) A 250 V AC				o	o				
4 (2) A 250 V AC 1E4							o	o	o
30 mA 12 V DC									
16 A 250 V AC 1 HP									
16 A 250 V AC 1/2 HP									
16 A 125 V AC 1/3 HP									
16 A 125 V AC 1/4 HP									
6 A 250 V AC 1/2 HP									
6 A 125 V AC 1/4 HP									
6 A 125 - 250 V AC 1/8 HP		o	o	o	o				
6 A 125 V AC 1/10 HP							o	o	o
4 A 250 V AC 1/10 HP							o	o	o
Terminal type									
Terminal description		2.8	6.3	6.3	6.3		6.3	4.8	6.3
Contact distance (mm)		≥ 3	≥ 3	≥ 3	≥ 3		≥ 3	≥ 3	≥ 3
Contact material		Ag	Ag	Ag	Ag		Ag	Ag	Ag
EN 60335 cap. 30 conform “G”									
Miscellaneous		momentary function one side	momentary function both sides lower lying flange	momentary function both sides			external lamp connection two-pole size		
Stock version				o	o				

SERIES 1830 - SINGLE AND DOUBLE-POLE ROCKER SWITCHES

TO 20 (4) A 250 V AC

double-pole 	ON / OFF switch (DPST)	1835.3419	1835.3111	1835.3112	1835.3114	1835.3118	1835.9413	1835.3102	1835.3105	1835.3108	1835.3116	1835.3107	1832.1612	1832.3311	1832.3312	1832.3313
Lighting voltage (V)		400	230	230	230	230	230	230	230	230	115 - 230	12				
Actuator color / printing																
Housing color																
20 (4) A 250 V AC 1E4		o	o	o	o	o	o				o		o	o	o	o
20 (4) A 250 V AC																
16 (4) A 250 V AC 1E4																
10 (8) A 400 V AC 5E4		o														
10 (8) A 250 V AC 5E4		o	o	o	o	o	o				o		o	o	o	o
10 (4) A 250 V AC 1E4								o	o	o						
10 A 12 V DC												o				
6 (4) A 250 V AC 5E4								o	o	o						
6 (4) A 250 V AC 1E4																
6 (4) A 250 V AC																
4 (2) A 250 V AC 1E4																
30 mA 12 V DC																
16 A 250 V AC 1 HP		o	o	o	o	o	o				o		o	o	o	o
16 A 250 V AC 1/2 HP																
16 A 125 V AC 1/3 HP													o	o	o	o
16 A 125 V AC 1/4 HP																
6 A 250 V AC 1/2 HP								o	o	o						
6 A 125 V AC 1/4 HP																
6 A 125 - 250 V AC 1/8 HP																
6 A 125 V AC 1/10 HP																
4 A 250 V AC 1/10 HP																
Terminal type																
Terminal description		6.3	6.3	6.3	6.3	6.3		6.3	6.3	6.3	6.3	6.3	4.8	6.3	6.3	6.3
Contact distance (mm)		≥ 3	≥ 3	≥ 3	≥ 3	≥ 3	≥ 3	≥ 3	≥ 3	≥ 3	≥ 3	≥ 3	≥ 3	≥ 3	≥ 3	≥ 3
Contact material		Ag	Ag	Ag	Ag	Ag	Ag	Ag	Ag	Ag	Ag	Ag	Ag	Ag	Ag	Ag
EN 60335 cap. 30 conform “G”																o
Miscellaneous		cover frame 33.2 long					PCB holder 248.103.011 mounted lower lying flange						cover frame 33.2 long			
Stock version				o	o	o		o	o	o				o	o	o

SERIES 1830 - SINGLE AND DOUBLE-POLE ROCKER SWITCHES

TO 20 (4) A 250 V AC

double-pole	ON / OFF switch (DPST)	1832.3602	1832.6112	1832.7103	1832.8112	1832.9103	1832.0113	1832.1102	1832.3307	1832.9101	Normally open contact (DPNO)	1832.3407	Changeover switch (DPDT)	1835.3802	1834.3311	1834.3312
Lighting voltage (V)														230		
Actuator color / printing																
Housing color																
20 (4) A 250 V AC 1E4		o	o	o	o	o										
20 (4) A 250 V AC																
16 (4) A 250 V AC 1E4							o								o	o
10 (8) A 400 V AC 5E4																
10 (8) A 250 V AC 5E4		o	o	o	o	o										
10 (4) A 250 V AC 1E4								o	o	o				o		
10 A 12 V DC																
6 (4) A 250 V AC 5E4								o	o	o				o		
6 (4) A 250 V AC 1E4																
6 (4) A 250 V AC																
4 (2) A 250 V AC 1E4												o				
30 mA 12 V DC																
16 A 250 V AC 1 HP		o	o	o	o	o										
16 A 250 V AC 1/2 HP							o								o	o
16 A 125 V AC 1/3 HP		o	o	o	o											
16 A 125 V AC 1/4 HP							o								o	o
6 A 250 V AC 1/2 HP								o	o	o				o		
6 A 125 V AC 1/4 HP								o	o	o						
6 A 125 - 250 V AC 1/8 HP																
6 A 125 V AC 1/10 HP												o				
4 A 250 V AC 1/10 HP												o				
Terminal type																
Terminal description		6.3	4.8		6.3			4.8	6.3			6.3		6.3	6.3	6.3
Contact distance (mm)		≥ 3	≥ 3	≥ 3	≥ 3	≥ 3	≥ 3	≥ 3	≥ 3	≥ 3		≥ 3		≥ 3	≥ 3	≥ 3
Contact material		Ag	Ag	Ag	Ag	Ag	Ag	Ag	Ag	Ag		Ag		Ag	Ag	Ag
EN 60335 cap. 30 conform “G”																
Miscellaneous		cover frame 33.2 long	lower lying flange	lower lying flange	lower lying flange	lower lying flange	dust protection inlay			lower lying flange						
Stock version								o	o							o

SERIES 1830 - SINGLE AND DOUBLE-POLE ROCKER SWITCHES

TO 20 (4) A 250 V AC

double-pole 	Changeover switch (DPDT)	1834.1102	1834.3302	1834.3309	1834.3603	1834.6103	Changeover switch with OFF position in the center (DPDT - Center OFF)	1839.3512	1839.1402	1839.1407	1839.1410	1839.1502	1839.1507	1839.1509	1839.1518	1839.1602
Lighting voltage (V)																
Actuator color / printing		■	■	= –	‖ |	– ○	■	■	◁ ○ ▷	◁ ○ ▷	■	| ○ ‖	– ○ =	| ○ ‖	■
Housing color		■	■	■	■	■		■	■	■	■	■	■	■	■	■
20 (4) A 250 V AC 1E4																
20 (4) A 250 V AC																
16 (4) A 250 V AC 1E4								o								
10 (8) A 400 V AC 5E4																
10 (8) A 250 V AC 5E4																
10 (4) A 250 V AC 1E4		o	o	o	o	o										
10 A 12 V DC																
6 (4) A 250 V AC 5E4		o	o	o	o	o										
6 (4) A 250 V AC 1E4									o	o	o	o	o	o	o	o
6 (4) A 250 V AC																
4 (2) A 250 V AC 1E4																
30 mA 12 V DC																
16 A 250 V AC 1 HP																
16 A 250 V AC 1/2 HP								o								
16 A 125 V AC 1/3 HP								o								
16 A 125 V AC 1/4 HP																
6 A 250 V AC 1/2 HP		o	o	o	o	o										
6 A 125 V AC 1/4 HP		o	o	o	o	o										
6 A 125 - 250 V AC 1/8 HP									o	o	o	o	o	o	o	o
6 A 125 V AC 1/10 HP																
4 A 250 V AC 1/10 HP																
Terminal type		⊡	⊡	⊡	⊡	⊡		⊡	⊡	⊡	⊡	⊡	⊡	⊡	⊡	⊡
Terminal description		4.8	6.3	6.3	6.3	4.8		6.3	4.8	4.8	4.8	4.8	4.8	4.8	4.8	4.8
Contact distance (mm)		≥ 3	≥ 3	≥ 3	≥ 3	≥ 3		≥ 3	≥ 3	≥ 3	≥ 3	≥ 3	≥ 3	≥ 3	≥ 3	≥ 3
Contact material		Ag	Ag	Ag	Ag	Ag		Ag	Ag	Ag	Ag	Ag	Ag	Ag	Ag	Ag
EN 60335 cap. 30 conform “G”					o											
Miscellaneous					cover frame 33.2 long	lower lying flange			momentary function both sides	momentary function both sides	dust protection inlay momentary function both sides				dust protection inlay	momentary function one side
Stock version			o	o					o	o			o			

double-pole 	Changeover switch with OFF position in the center (DPDT - Center OFF)	1839.3402	1839.3502	1839.3503	1839.3602	1839.7304	1839.3352	1839.0105	Changeover switch (DPDT momentary)	1834.3402
Lighting voltage (V)										
Actuator color / printing						I O R		I O II		
Housing color										
20 (4) A 250 V AC 1E4										
20 (4) A 250 V AC										
16 (4) A 250 V AC 1E4										
10 (8) A 400 V AC 5E4										
10 (8) A 250 V AC 5E4										
10 (4) A 250 V AC 1E4										
10 A 12 V DC										
6 (4) A 250 V AC 5E4										
6 (4) A 250 V AC 1E4		o	o	o	o	o				
6 (4) A 250 V AC										
4 (2) A 250 V AC 1E4										o
30 mA 12 V DC							o			
16 A 250 V AC 1 HP										
16 A 250 V AC 1/2 HP										
16 A 125 V AC 1/3 HP										
16 A 125 V AC 1/4 HP										
6 A 250 V AC 1/2 HP										
6 A 125 V AC 1/4 HP										
6 A 125 - 250 V AC 1/8 HP		o	o	o	o	o				
6 A 125 V AC 1/10 HP										o
4 A 250 V AC 1/10 HP										o
Terminal type										
Terminal description		6.3	6.3	6.3	6.3		6.3			6.3
Contact distance (mm)		≥ 3	≥ 3	≥ 3	≥ 3	≥ 3	≥ 3	≥ 3		≥ 3
Contact material		Ag	Ag	Ag	Ag	Ag	Au	Ag		Ag
EN 60335 cap. 30 conform “G”										
Miscellaneous		momentary function both sides			momentary function one side	dust protection inlay momentary function one side lower lying flange	cover frame 33.2 long momentary function both sides	dust protection inlay		
Stock version		o	o							o

SERIES 1830 - SINGLE AND DOUBLE-POLE ROCKER SWITCHES

TO 20 (4) A 250 V AC

Lamp	Lamp	1837.1118	1837.3102	1837.8102	1837.8108
					
Lighting voltage (V)		230	230	230	230
Actuator color / printing					
Housing color					
20 (4) A 250 V AC 1E4					
20 (4) A 250 V AC					
16 (4) A 250 V AC 1E4					
10 (8) A 400 V AC 5E4					
10 (8) A 250 V AC 5E4					
10 (4) A 250 V AC 1E4					
10 A 12 V DC					
6 (4) A 250 V AC 5E4					
6 (4) A 250 V AC 1E4					
6 (4) A 250 V AC					
4 (2) A 250 V AC 1E4					
30 mA 12 V DC					
16 A 250 V AC 1 HP					
16 A 250 V AC 1/2 HP					
16 A 125 V AC 1/3 HP					
16 A 125 V AC 1/4 HP					
6 A 250 V AC 1/2 HP					
6 A 125 V AC 1/4 HP					
6 A 125 - 250 V AC 1/8 HP					
6 A 125 V AC 1/10 HP					
4 A 250 V AC 1/10 HP					
Terminal type					
Terminal description		4.8	6.3	6.3	6.3
Contact distance (mm)					
Contact material					
EN 60335 cap. 30 conform “G”					
Miscellaneous				size basic type 1835	size basic type 1835
Stock version					

SERIES 1830 - SINGLE AND DOUBLE-POLE ROCKER SWITCHES

TO 20 (4) A 250 V AC



Basic types 1830, 1831,
1833 and 1838
single-pole
illuminated / non-illuminated

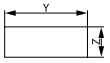

X = Wall thickness

x	y	z
0.75 ... 1.25	30 $^{-0.1}$	11 $^{+0.1}$
1.25 ... 2	30.2 $^{-0.1}$	11 $^{+0.1}$
2 ... 3	30.6 $^{-0.1}$	11 $^{+0.1}$

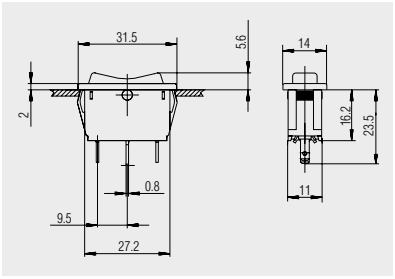

Quick-connect terminal 2.8 x 0.8
1838.4307

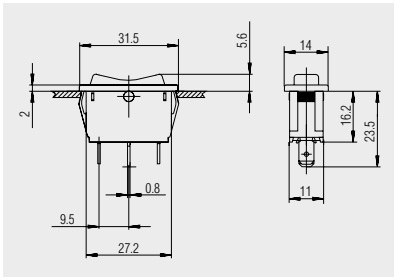

Quick-connect terminal 4.8 x 0.8
basic type 1838

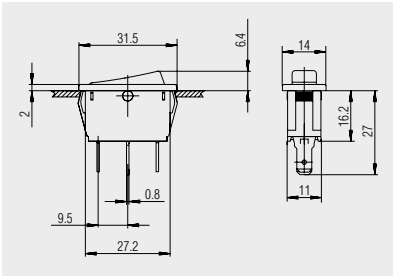

Quick-connect terminal 4.8 x 0.8
basic types 1830, 1831 and
1833

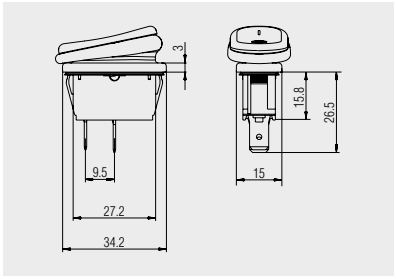

Quick-connect terminal 6.3 x 0.8
1831.3815

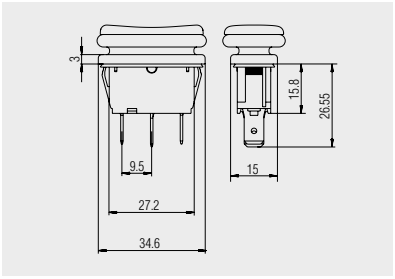

Quick-connect terminal 6.3 x 0.8
1838.3901

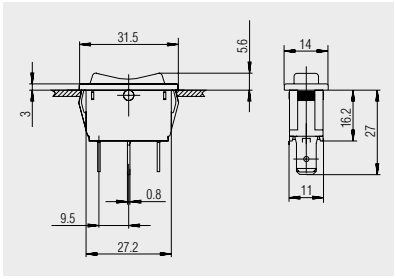

Quick-connect terminal 6.3 x 0.8
basic type 1838

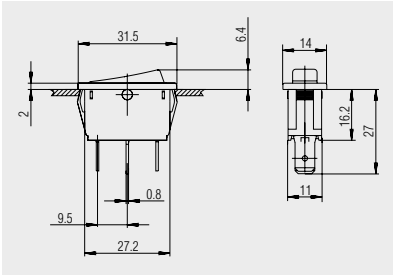

Quick-connect terminal 6.3 x 0.8
basic types 1831 and 1833

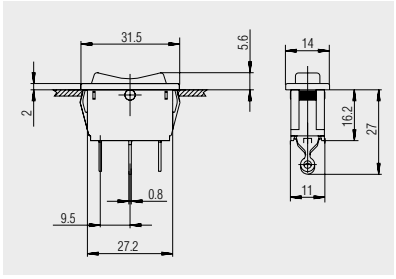

Solder terminal
basic type 1838

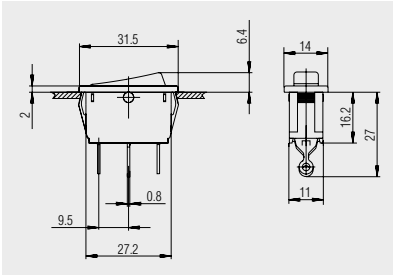

Solder terminal
basic types 1830 and 1831

SERIES 1830 - SINGLE AND DOUBLE-POLE ROCKER SWITCHES

TO 20 (4) A 250 V AC



Basic types 1832, 1834, 1835 and 1839
double-pole
illuminated / non-illuminated

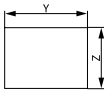

X = Wall thickness

x	y	z
0.75 ... 1.25	30 $^{-0.1}$	22 $^{+0.2}$
1.25 ... 2	30.2 $^{-0.1}$	22 $^{+0.2}$
2 ... 3	30.6 $^{-0.1}$	22 $^{+0.2}$

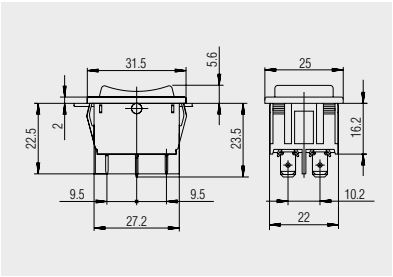

Quick-connect terminal 4.8 x 0.8

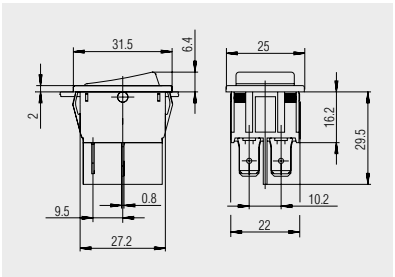

Quick-connect terminal 6.3 x 0.8 / 4.8
basic types 1832, 1834 and 1835

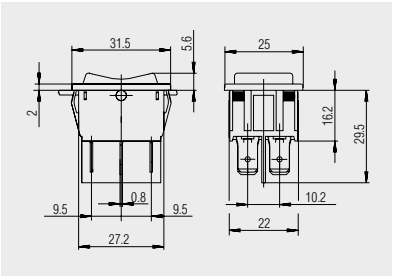

Quick-connect terminal 6.3 x 0.8
basic type 1839

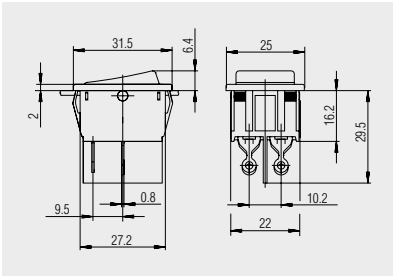

Solder terminal
basic type 1832

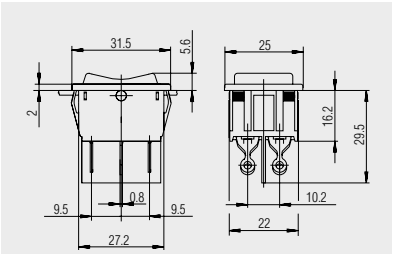

Solder terminal
basic type 1839

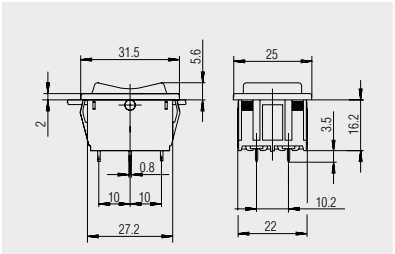

PCB terminal
basic type 1839



Basic types 1830, 1831 and 1833
single-pole, lower lying flange
illuminated / non-illuminated

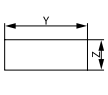

X = Wall thickness

x	y	z
0.75 ... 1.25	30 $^{-0.1}$	11 $^{+0.1}$
1.25 ... 2	30.2 $^{-0.1}$	11 $^{+0.1}$
2 ... 3	30.6 $^{-0.1}$	11 $^{+0.1}$

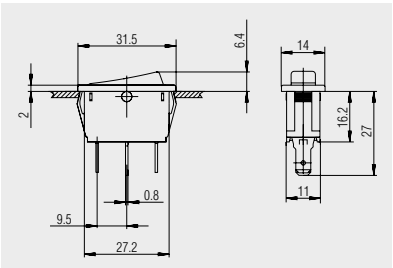

Quick-connect terminal 4.8 x 0.8
basic types 1830, 1831 and 1833

SERIES 1830 - SINGLE AND DOUBLE-POLE ROCKER SWITCHES

TO 20 (4) A 250 V AC



Basic types 1832, 1834,
1835 and 1839
double-pole, lower lying flange
illuminated / non-illuminated

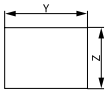

X = Wall thickness

x	y	z
0.75 ... 1.25	30 $^{-0.1}$	22 $^{+0.2}$
1.25 ... 2	30.2 $^{-0.1}$	22 $^{+0.2}$
2 ... 3	30.6 $^{-0.1}$	22 $^{+0.2}$

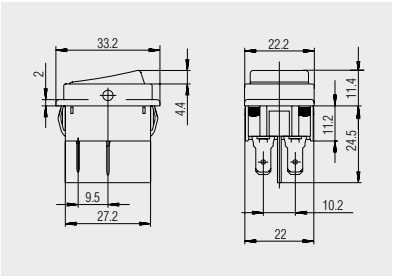

Quick-connect terminal 4.8 x 0.8
basic types 1832 and 1834

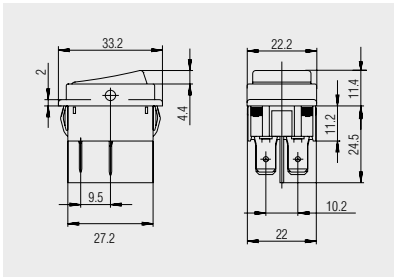

Quick-connect terminal 6.3 x 0.8
basic type 1832

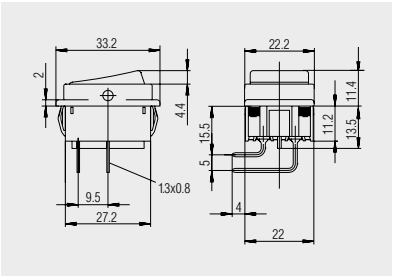

PCB terminal
angled
basic types 1832 and 1835

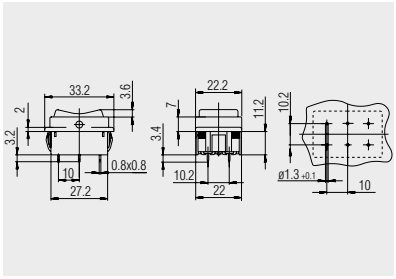

PCB terminal
basic type 1839

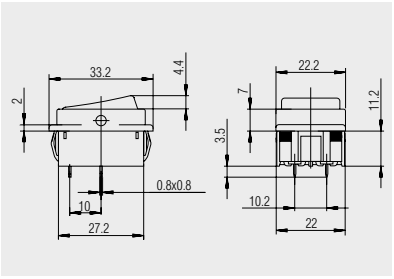

PCB terminal
basic types 1832 and 1835

SERIES 1830 - SINGLE AND DOUBLE-POLE ROCKER SWITCHES

TO 20 (4) A 250 V AC



Basic type 1837 lamp
single and double-pole

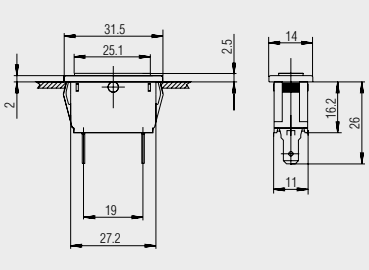

Quick-connect terminal 4.8 x 0.8
single-pole size

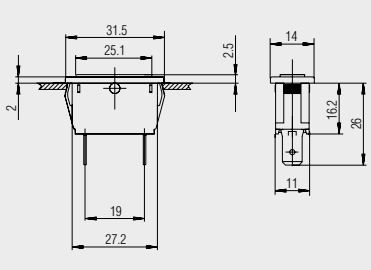

Quick-connect terminal 6.3 x 0.8
single-pole size

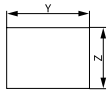

X = Wall thickness

x	y	z
0.75 ... 1.25	30 $^{-0.1}$	22 $^{+0.1}$
1.25 ... 2	30.2 $^{-0.1}$	22 $^{+0.1}$
2 ... 3	30.6 $^{-0.1}$	22 $^{+0.1}$

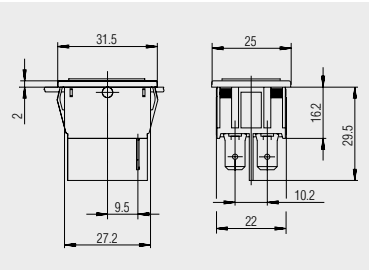

Quick-connect terminal 6.3 x 0.8
double-pole size

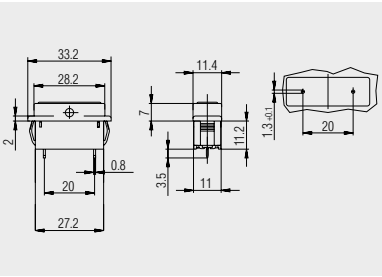

PCB terminal
lower lying flange
1837.2504



Protection cap
203.731.011

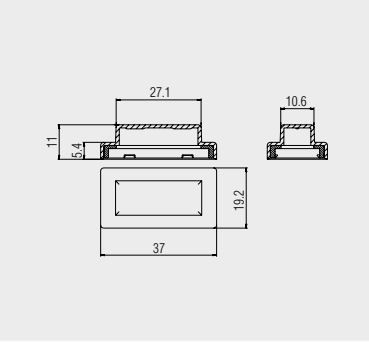

Transparent PVC-protection cap for single-pole switches of basic types 1830, 1831, 1833 and 1838. Serves as dust and water protection of the actuation side.



Protection cap
203.201.011

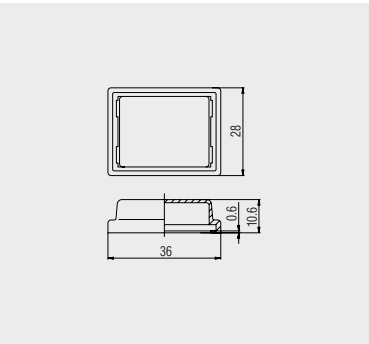

Transparent PVC-protection cap for double-pole switches of basic types 1832, 1834, 1835 and 1839 with frame length 33.2 mm. Serves as dust and water protection of the actuation side.

SERIES 1830 - SINGLE AND DOUBLE-POLE ROCKER SWITCHES

TO 20 (4) A 250 V AC



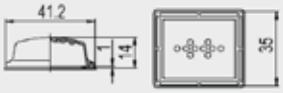

Protection cap
203.078.011

Transparent PVC-protection cap with burling. Serves as dust and water protection of the actuation side for double-pole basic types 1832, 1834, 1835 and 1839 with standard flange length 30 mm.





Dummy cap
203.145.051

Housing
217.132.031

Housing and dummy cap for double-pole size of basic types 1830, 1831, 1833, 1837 and 1838 made of PA black.

Housing and dummy cap must be assembled by the customer and make only sense in combination





Dummy cap
203.146.051

Housing
217.127.491

Housing and dummy cap for double-pole size of basic types 1832, 1834, 1835 and 1839 made of PA black.

Housing and dummy cap must be assembled by the customer and make only sense in combination



Block connector
217.954.011

Block connector for cable connection for the double-pole versions of the rocker switch series 1830 und 1930.

Used with the standard timer plug AMP 0-927 936-1

©THIS DRAWING IS THE EXCLUSIVE PROPERTY OF MARQUARDT GMBH. WITHOUT THEIR CONSENT IT MAY NOT BE REPRODUCED OR GIVEN TO THIRD PARTIES.

CONFIDENTIAL

VERTRAULICH

1	2	3	4
Empfohlener Ausschnitt fuer Rastbefestigung (Grat gegenueber Bestueckungsseite) recommended cut-out for snap-in fixing (edge opposite to snap-in direction)	Wanddicke wall thickness	Ausschnittlaenge length of cut-out	Ausschnittbreite width of cut-out
	0.75 bis / to 1.25 1.25 bis / to 2 2 bis / to 3	$30.0_{-0.1}$ $30.2_{-0.1}$ $30.6_{-0.1}$	$11^{+0.1}$ $11^{+0.1}$ $11^{+0.1}$

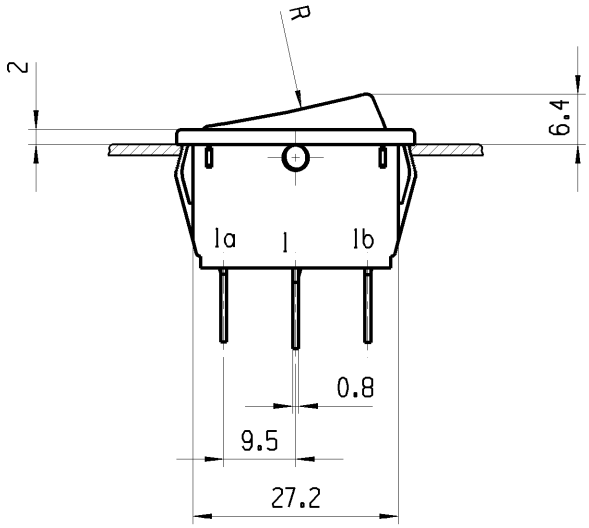

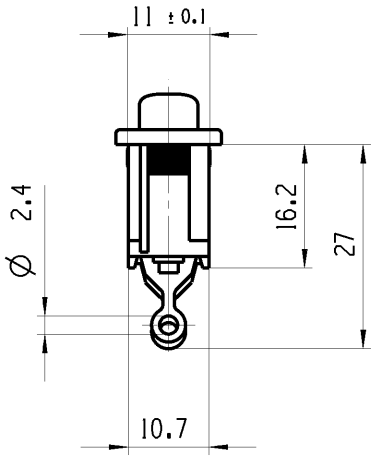

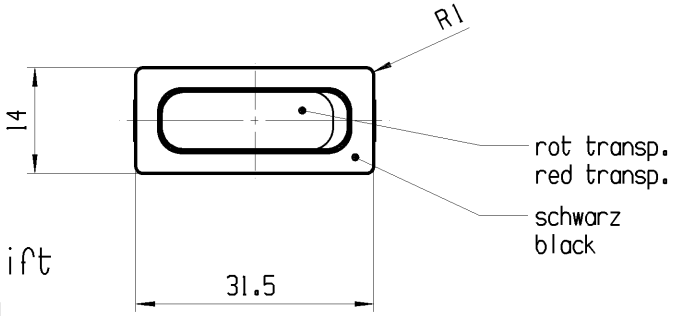

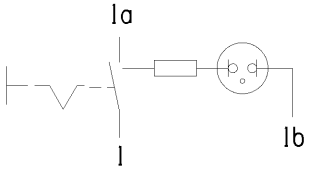

Aufschrift
marking

1830.
6(4)/250 ~ 5E4 T85/55
10(4)/250 ~

05

6A 250V AC
1/2 HP
R87

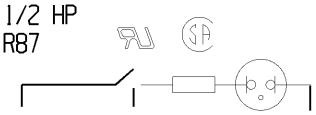

Herstellort/-jahr/-woche nach
DIN EN 60062
code of manufacture:
place/year/week
acc. to DIN EN 60062

Ausschalter 1-polig

Glimmlampe mit Rv fuer230V ~
Fuer Geraete der Klasse II geeignet.

SPST

neon lamp with Rv for 230V AC
suitable for appliances of class II

fuer Form und Lage FOR SHAPE AND LOC.	fuer Winkel FOR ANGLE ± 2°

Allgemeintoleranzen
UNTOLERANCED DIMENSIONS

PROJEKTION	Abmasse und Nennmassbereiche Angaben in mm ALL DIMENSIONS ARE IN MILLIMETRES	Laenge LENGTH	Radien RADII
	0-6	± 0.2	±
	>6-15	± 0.4	±
	>15-30	± 0.4	±
	>30-70	± 0.6	±
	>70-120	±	
	>120-200	±	

Pause COPY

Blatt SHEET 01

Original Din A4

Massstab SCALE 1:1

0 10 20 30mm

TYP	Zeichn./DRAWING NO.	Index
K	18300102	e

GERAETESCHALTER
appliance switch

d	50774	22.01.07	MUS				
c	32181	07.08.01	GRH				
b	23781	23.01.96	GRH				
a	22680	09.03.94	GRH	e	59668	07.08.08	HHE
Ausg. ISSUE	Aenderung REVISION	gez. DRAWN BY		Ausg. ISSUE	Aenderung REVISION	gez. DRAWN BY	

CAD: NX V4.0

gez./DRAWN BY 22.01.07 MUS
gepr./CHECKED BY

Ersatz fuer/REPLACEMENT OF
Zg.gl.Nr.v.09.03.1994

MARQUARDT

©Alle Rechte bei Marquardt GmbH, auch fuer den Fall von Schutzrechtsanmeldungen. Jede Verfuegungsbefugnis, wie Kopier- und Weitergaberecht, bei uns.