accessories

pneumatic sleeve valve

The pneumatic sleeve valve has been introduced to complement the LF 3000 push-in fitting range. Sleeve valves may be used to effect an immediate isolation of the air line by venting the system to atmosphere.
The design is :
- **compact**
- **neat**
- **aesthetically pleasing**

and can be directly installed in the circuit.

How it works

By moving the sleeve in one direction, the air is free to pass through the sleeve valve to the system. By moving it in the opposite direction, the supply is shut off and the air that had previously passed throught to the system is allowed to escape to the atmosphere.

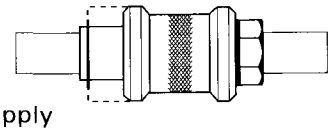

valve open = free flow of air to system

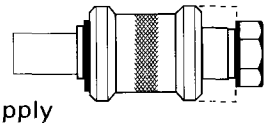

valve closed = supply shut-off, system vented to atmosphere

Technical characteristics

• direction of medium	1 way	• seals	nitrile rubber
• medium	compressed air	• minimum working temp.	-10°C
• body	nickel plated brass	• maximum working temp.	+80°C
• sleeve	anodised aluminium	• maximum working pressure	16 bar

0669 double female sleeve valve



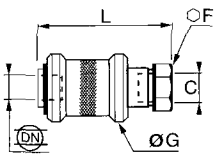

C	DN	F	G	L	kg
1/8	4	14	25	48	0,051
1/4	7	19	30	58	0,084
3/8	10	22	35	68	0,153
1/2	14	27	40	80	0,227

Clip clip strips for tubes



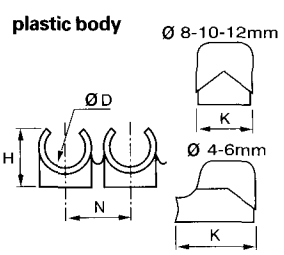

ØD	H	K	N	Number of clips per strip	Ø LF 3000 to be clipped	kg
4	9	13,5	10,5	8		0,008
6	10,5	13	10,5	8		0,009
8	12,5	10,5	12	7	4	0,009
10	14	12	15	6	6	0,010
12	16,5	14	16,5	5		0,011
14	18	16	20,5	4	8	0,012

Delivered in boxes of 5 strips of the same diameter (complete with self-tapping screws of 9.5 mm length).