Your Expert Partner for **Human Machine Interfaces**

Actuator

Distribution by
Rs-online

31-
131.022



https://rs-online.eao.com/component/31-131.02...

Your product:



31-131.022
Actuator

PRODUCT RANGE

Product Status:	Not Recommended for new design

FRONT

Front dimension:	Ø 18 mm
Front form:	Round
Front bezel colour:	Black
Front bezel material:	Plastic

MOUNTING

Design:	Raised
Mounting cut-out:	Ø 16 mm
Mounting type:	Panel mounting

OPERATING-/INDICATION PART

Lens illumination:	Illuminated

ELECTRICAL CHARACTERISTICS

Switching voltage and switching current:	250 VAC, 5 A (ohmic) 250 VAC, 3 A (Soldering terminal) 250 VAC, 2 A (inductive, cos(phi) = 0.7) 125 VAC, 3 A (inductive, cos(phi) = 0.7) 220 VDC, 0.1 A (inductive, L:R = 30 ms) 60 VDC, 0.7 A (inductive, L:R = 30 ms) 24 VDC, 2 A (inductive, L:R = 30 ms)
Contacts:	1 NC / 1 NO
Rated Operational Voltage Ue:	

250 VAC/VDC

Switching rating:	250 V @ 5 A
Electrical lifetime:	50 000 cycles of operation
Electric strength:	2500 VAC, 50 Hz, 1 minute, as per IEC 60512-2-11 between all terminals and earth
Protection class:	II
Standards:	According to EN/IEC 61058-1
Thermal current Ith:	5 A

MECHANICAL CHARACTERISTICS

Terminal:	Plug-in terminal, 2.8 x 0.5 mm
Contact material:	Gold
Switching action:	Momentary
Switching system:	Snap-action switching element
Switching system:	Self-cleaning, double-break snap action switching system (contact opening width 2 mm x 0.5 mm), 1 normally closed and 1 normally open contact per element.
Mechanical lifetime:	2 Mil. cycles of operation
Operating force:	2 N ... 5,5 N, depending on the number of switching elements
Operating Travel:	ca. 3 mm
Tightening torque:	Fixing nut max. 0.5 Nm
Wire cross section:	Max. wire cross-section 1 wire with 1.5 mm Max. wire cross-section of stranded cable 2 of 0.75 mm^2 or 1 x 1.0 mm^2
Weight:	0.007 kg

AMBIENT CONDITION

IP Protection:	IP40 front side, IP67 with front protective cap
Operating temperature:	– 25 °C ... + 55 °C, mounted as a block, make sure the heat can escape freely
Storage temperature:	– 40 °C ... + 85 °C
Shock resistance:	15 g for 11 ms, as per IEC 60512-4-3, IEC 60068-2-27 (Single impacts, semi-sinusoidal)
Vibration resistance:	10 g at 10 Hz...2000 Hz, amplitude 1.5 mm (Sinusoidal), according to DIN EN 60512-4-4, DIN EN 60068-2-6
Climate resistance:	Standard condition according to IEC 60068-2-3 Changing condition according to IEC 60068-2-14

CERTIFICATE

Approbations:	CB (IEC 61058-1), CSA, DNV, ENEC (EN 61058-1), UL
Conformities:	CE, UKCA, 2011 / 65 / EC (RoHS), 2014 / 35 / EU (LVD)
REACH:	REACH compliant
RoHS:	RoHS compliant

OTHER

Short Description:	Actuator, Ø 16 mm, Ø 18 mm, Illuminated, Round, Black, Plastic, 1 NC / 1 NO, Momentary, Plug-in terminal, 2.8 x 0.5 mm
Internal size:	Ø 15,8 mm
Housing colour:	Black
max. number of switching elements:	1

Wiring diagrams:

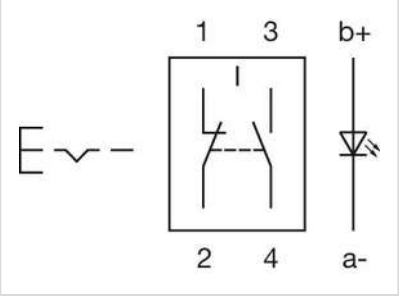

Mounting cut-outs:

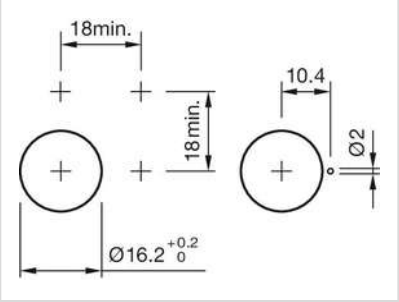

Dimension drawings:

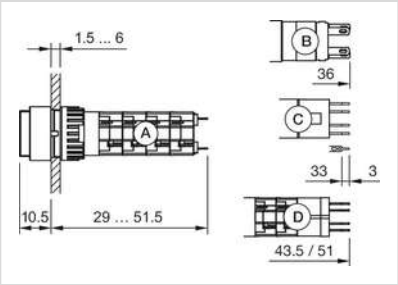

A = Solder terminal
B = Plug-in terminal 2.8 mm x 0.5 mm
C = Universal terminal 2.0 mm x 0.5 mm
D = Universal-Solder terminal