SERIES 1800 - SINGLE AND DOUBLE-POLE ROCKER SWITCHES

TO 12 (4) A 250 V AC



PRODUCT FEATURES

- 100 million times proven switching principle
- High, flexible design variety
- Excellent actuating characteristic
- Illuminated and non-illuminated variants

ON REQUEST

- Other colors
- Other printing variants
- Other lamp variants
- Snap-on, customized actuators
- Cable assembly

Mechanical life endurance		10E4 5E4 (basic types 1808 and 1809)
Inrush current (capacitive)		50 A 70 A (contact pairing Ag / Ag, product-dependent)
Contact resistance (new condition)		< 100 mOhm (1 A 12 V DC)
Insulation resistance (new condition)		> 100 MOhm (500 V DC)
Proof tracking		250 PTI
Protection type		IP 40
Ambient temperature		terminal side -20 °C ... +100 °C ... +85 °C (product-dependent) actuating side -20 °C ... +55 °C
Flammability		UL 94 V-2 UL 94 V-0 (product-dependent)
Glow wire test temperature		850 °C
Material	actuator housing terminals	PA / PC PA silver plated / tinned / gold plated
Plug force of the terminals		≤ 80 N
Approval marks		/ / /
Suitable for appliances of protection class II		







SERIES 1800 - SINGLE AND DOUBLE-POLE ROCKER SWITCHES

TO 12 (4) A 250 V AC

single-pole 	ON / OFF switch (SPST)	1800.0102	1800.0108	1800.1102	1800.1104	1800.1108	1801.1121	1801.1148	1801.1520	1801.1908	1801.1926	1801.6122	1801.6130	1801.1101	1801.1102	1801.1119	1801.1146
Lighting voltage in V		230	230	230	230	230											
Actuator color / printing		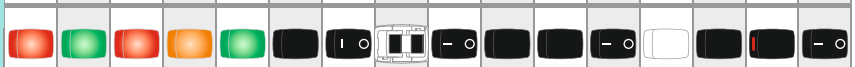															
Housing color																	
12 (4) A 250 V AC 1E4							●	●	●	●	●	●	●				
10 (4) A 250 V AC 1E4		●	●	●	●	●								●	●	●	●
8 (8) A 250 V AC 5E4							●	●	●	●	●	●	●				
6 (4) A 250 V AC 5E4		●	●	●	●	●								●	●	●	●
6 (2) A 250 V AC 1E4																	
4 (3) A 250 V AC 6E3																	
4 (2) A 250 V AC 1E4																	
30 mA 12 V DC 5E4																	
15 A 250 V AC 1 1/2 HP							●	●	●	●	●	●	●				
15 A 125 V AC 3/4 HP							●	●	●	●	●	●	●				
10 A 250 V AC 1/2 HP																	
10 A 125 V AC 1/3 HP																	
6 A 250 V AC 1/2 HP		●	●	●	●	●								●	●	●	●
6 A 125 V AC 1/4 HP														●	●	●	●
6 A 125 - 250 V AC 1/8 HP																	
6 A 125 V AC 1/10 HP																	
4 A 250 V AC 1/10 HP																	
Terminal type																	
Terminal description				4.8	4.8	4.8	4.8	4.8	4.8	4.8	4.8			4.8	4.8	4.8	4.8
Inrush current (capacitive) in A							70	70	70	70	70	70	70	50	50	50	50
Contact distance in mm		≥ 3	≥ 3	≥ 3	≥ 3	≥ 3	≥ 3	≥ 3	≥ 3	≥ 3	≥ 3	≥ 3	≥ 3	≥ 3	≥ 3	≥ 3	≥ 3
Contact material		Ag	Ag	Ag	Ag	Ag	Ag	Ag	Ag	Ag	Ag	Ag	Ag	Ag	Ag	Ag	Ag
EN 60335 cap. 30 conform “G”											●	●					
Miscellaneous		sealing plate	sealing plate						snap-on rocker								
Stock version		●				●	●	●		●	●	●		●	●	●	●

SERIES 1800 - SINGLE AND DOUBLE-POLE ROCKER SWITCHES

TO 12 (4) A 250 V AC

single-pole	ON / OFF switch (SPST)	1801.1403	1801.1601	1801.2106	1801.2402	1801.2702	1801.5102	1801.6101	1801.6102	1801.6115	1801.1151	Normally closed contact (SPNC)	1801.1302	1801.1303	Normally open contact (SPNO)	1801.6222	1801.1202
Lighting voltage in V																	
Actuator color / printing																	
Housing color																	
12 (4) A 250 V AC 1E4																	
10 (4) A 250 V AC 1E4		●	●	●	●	●	●	●	●	●						●	
8 (8) A 250 V AC 5E4																	
6 (4) A 250 V AC 5E4		●	●	●	●	●	●	●	●	●						●	
6 (2) A 250 V AC 1E4																	
4 (3) A 250 V AC 6E3																	
4 (2) A 250 V AC 1E4													●	●			●
30 mA 12 V DC 5E4											●						
15 A 250 V AC 1 1/2 HP																	
15 A 125 V AC 3/4 HP																	
10 A 250 V AC 1/2 HP																●	
10 A 125 V AC 1/3 HP																●	
6 A 250 V AC 1/2 HP		●	●	●	●	●	●	●	●	●							
6 A 125 V AC 1/4 HP		●	●	●	●	●	●	●	●	●							
6 A 125 - 250 V AC 1/8 HP																	
6 A 125 V AC 1/10 HP													●	●			●
4 A 250 V AC 1/10 HP													●	●			●
Terminal type																	
Terminal description		4.8	4.8								4.8		4.8	4.8			4.8
Inrush current (capacitive) in A		50	50	50	50	50	50	50	50	50							
Contact distance in mm		≥ 3	≥ 3	≥ 3	≥ 3	≥ 3	≥ 3	≥ 3	≥ 3	≥ 3	≥ 3		≥ 3	≥ 3		≥ 3	≥ 3
Contact material		Ag	Ag	Ag	Ag	Ag	Ag	Ag	Ag	Ag	Au		Ag	Ag		Ag	Ag
EN 60335 cap. 30 conform “G”											●						
Miscellaneous		with dust cap black	terminals 30° angled		installation depth 13.2	installation depth 28.1											
Stock version		●		●			●	●	●	●	●			●		●	●

SERIES 1800 - SINGLE AND DOUBLE-POLE ROCKER SWITCHES

TO 12 (4) A 250 V AC

single-pole	Normally open contact (SPNO)	Changeover switch (SPDT)	Changeover switch with OFF position in the center (SPDT - Center OFF)													
	1801.2202		1803.1102	1803.1121	1803.2102	1803.5102	1803.6102	1803.6152		1808.1101	1808.1102	1808.1103	1808.1112	1808.1113	1808.1202	1808.1302
Lighting voltage in V																
Actuator color / printing																
Housing color																
12 (4) A 250 V AC 1E4																
10 (4) A 250 V AC 1E4			●	●	●	●	●									
8 (8) A 250 V AC 5E4																
6 (4) A 250 V AC 5E4			●	●	●	●	●									
6 (2) A 250 V AC 1E4										●	●	●	●	●	●	●
4 (3) A 250 V AC 6E3																
4 (2) A 250 V AC 1E4	●															
30 mA 12 V DC 5E4								●								
15 A 250 V AC 1 1/2 HP																
15 A 125 V AC 3/4 HP																
10 A 250 V AC 1/2 HP				●												
10 A 125 V AC 1/3 HP				●												
6 A 250 V AC 1/2 HP			●		●	●	●									
6 A 125 V AC 1/4 HP			●		●	●	●									
6 A 125 - 250 V AC 1/8 HP										●	●	●	●	●	●	●
6 A 125 V AC 1/10 HP	●															
4 A 250 V AC 1/10 HP	●															
Terminal type																
Terminal description			4.8	4.8						4.8	4.8	4.8	4.8	4.8	4.8	4.8
Inrush current (capacitive) in A																
Contact distance in mm		≥ 3	≥ 3	≥ 3	≥ 3	≥ 3	≥ 3	≥ 3		< 3	< 3	< 3	< 3	< 3	< 3	< 3
Contact material		Ag	Ag	Ag	Ag	Ag	Ag	Au		Ag	Ag	Ag	Ag	Ag	Ag	Ag
EN 60335 cap. 30 conform “G”													●			
Miscellaneous															momentary function one side	momentary function both sides
Stock version			●	●	●		●				●	●			●	●

SERIES 1800 - SINGLE AND DOUBLE-POLE ROCKER SWITCHES

TO 12 (4) A 250 V AC

single-pole	Changeover switch with OFF position in the center (SPDT - Center OFF)	1808.2102	1808.2302	1808.2704	1808.6102	1808.6103	1808.6202	1808.6302	1808.1152	1808.1353	Changeover switch (SPDT momentary)	1803.6222	1803.1202	1803.1252
														
Lighting voltage in V														
Actuator color / printing														
Housing color														
12 (4) A 250 V AC 1E4														
10 (4) A 250 V AC 1E4												●		
8 (8) A 250 V AC 5E4														
6 (4) A 250 V AC 5E4												●		
6 (2) A 250 V AC 1E4		●	●	●	●	●	●	●						
4 (3) A 250 V AC 6E3														
4 (2) A 250 V AC 1E4													●	
30 mA 12 V DC 5E4									●	●				●
15 A 250 V AC 1 1/2 HP														
15 A 125 V AC 3/4 HP														
10 A 250 V AC 1/2 HP												●		
10 A 125 V AC 1/3 HP												●		
6 A 250 V AC 1/2 HP														
6 A 125 V AC 1/4 HP														
6 A 125 - 250 V AC 1/8 HP		●	●	●	●	●	●	●						
6 A 125 V AC 1/10 HP													●	
4 A 250 V AC 1/10 HP													●	
Terminal type														
Terminal description									4.8	4.8			4.8	4.8
Inrush current (capacitive) in A														
Contact distance in mm		< 3	< 3	< 3	< 3	< 3	< 3	< 3	< 3	< 3		≥ 3	≥ 3	≥ 3
Contact material		Ag	Ag	Ag	Ag	Ag	Ag	Ag	Au	Au		Ag	Ag	Au
EN 60335 cap. 30 conform “G”														
Miscellaneous		PCB tinned	PCB tinned momentary function both sides	installation depth 29.6			momentary function one side	momentary function both sides		momentary function both sides				
Stock version		●	●		●	●		●				●	●	

SERIES 1800 - SINGLE AND DOUBLE-POLE ROCKER SWITCHES

TO 12 (4) A 250 V AC

double-pole



ON / OFF switch (DPST)	1805.6102	1805.6108	1805.7104	1805.7109	1805.7110	1805.7112	1805.7118	1802.1121	1802.1123	1802.1136	1802.2504	1802.3311	1802.6123	1802.1101	1802.1102	1802.1108
Lighting voltage in V	230	230	230	230	230	110 - 230	110 - 230									
Actuator color / printing																
Housing color																
12 (4) A 250 V AC 1E4						●	●	●	●	●	●	●	●			
10 (4) A 250 V AC 1E4	●	●	●	●	●									●	●	●
8 (8) A 250 V AC 5E4						●	●	●	●	●	●	●	●			
6 (4) A 250 V AC 5E4	●	●	●	●	●									●	●	●
6 (2) A 250 V AC 1E4																
4 (3) A 250 V AC 6E3																
4 (2) A 250 V AC 1E4																
30 mA 12 V DC 5E4																
15 A 250 V AC 1 1/2 HP						●	●	●	●	●	●	●	●			
15 A 125 V AC 3/4 HP						●	●	●	●	●	●	●	●			
10 A 250 V AC 1/2 HP																
10 A 125 V AC 1/3 HP																
6 A 250 V AC 1/2 HP	●	●	●	●	●									●	●	●
6 A 125 V AC 1/4 HP														●	●	●
6 A 125 - 250 V AC 1/8 HP																
6 A 125 V AC 1/10 HP																
4 A 250 V AC 1/10 HP																
Terminal type																
Terminal description	4.8	4.8	4.8	4.8	4.8	4.8	4.8	4.8	4.8	4.8	4.3 long	4.8 75° angled M3		4.8	4.8	4.8
Inrush current (capacitive) in A	50	50	50	50	50	70	70	70	70	70	70	70	70	50	50	50
Contact distance in mm	≥ 3	≥ 3	≥ 3	≥ 3	≥ 3	≥ 3	≥ 3	≥ 3	≥ 3	≥ 3	≥ 3	≥ 3	≥ 3	≥ 3	≥ 3	≥ 3
Contact material	Ag	Ag	Ag	Ag	Ag	Ag	Ag	Ag	Ag	Ag	Ag	Ag	Ag	Ag	Ag	Ag
EN 60335 cap. 30 conform “G”						●										
Miscellaneous	installation depth 17.5	installation depth 17.5	installation depth 19.5	installation depth 19.5	installation depth 19.5	installation depth 20.5 ignition voltage < 100 V	installation depth 20.5 ignition voltage < 100 V				installation depth 16.2	shortened gate				
Stock version			●	●	●		●	●	●				●	●	●	●

SERIES 1800 - SINGLE AND DOUBLE-POLE ROCKER SWITCHES

TO 12 (4) A 250 V AC

double-pole 	ON / OFF switch (DPST)	1802.2102	1802.2104	1802.3102	1802.5103	1802.6152	Normally open contact (DPNO)	1802.1221	Changeover switch (DPDT)	1804.1102	1804.1125	1804.2102	1804.6121	Changeover switch with OFF position in the center (DPDT - Center OFF)	1809.1102	1809.1202	1809.1302
Lighting voltage in V																	
Actuator color / printing																	
Housing color																	
12 (4) A 250 V AC 1E4																	
10 (4) A 250 V AC 1E4		●	●	●	●					●	●	●	●				
8 (8) A 250 V AC 5E4																	
6 (4) A 250 V AC 5E4		●	●	●	●					●	●	●	●				
6 (2) A 250 V AC 1E4															●	●	●
4 (3) A 250 V AC 6E3																	
4 (2) A 250 V AC 1E4								●									
30 mA 12 V DC 5E4						●											
15 A 250 V AC 1 1/2 HP																	
15 A 125 V AC 3/4 HP																	
10 A 250 V AC 1/2 HP											●		●				
10 A 125 V AC 1/3 HP											●		●				
6 A 250 V AC 1/2 HP		●	●	●	●					●		●					
6 A 125 V AC 1/4 HP		●	●	●	●					●		●					
6 A 125 - 250 V AC 1/8 HP															●	●	●
6 A 125 V AC 1/10 HP								●									
4 A 250 V AC 1/10 HP								●									
Terminal type																	
Terminal description				4.8 M3				4.8		4.8	1 mm longer 4.8				4.8	4.8	4.8
Inrush current (capacitive) in A		50	50	50	50												
Contact distance in mm		≥ 3	≥ 3	≥ 3	≥ 3	≥ 3		≥ 3		≥ 3	≥ 3	≥ 3	≥ 3		< 3	< 3	< 3
Contact material		Ag	Ag	Ag	Ag	Au		Ag		Ag	Ag	Ag	Ag		Ag	Ag	Ag
EN 60335 cap. 30 conform “G”																	
Miscellaneous																momentary function one side	momentary function both sides
Stock version		●	●	●	●			●		●		●			●	●	●

SERIES 1800 - SINGLE AND DOUBLE-POLE ROCKER SWITCHES

TO 12 (4) A 250 V AC

double-pole 	Changeover switch with OFF position in the center (DPDT - Center OFF)	1809.2101	1809.2102	Changeover switch (DPDT momentary)	1804.1225	1804.2202
Lighting voltage in V						
Actuator color / printing						
Housing color						
12 (4) A 250 V AC 1E4						
10 (4) A 250 V AC 1E4						
8 (8) A 250 V AC 5E4						
6 (4) A 250 V AC 5E4						
6 (2) A 250 V AC 1E4		●	●			
4 (3) A 250 V AC 6E3					●	●
4 (2) A 250 V AC 1E4						
30 mA 12 V DC 5E4						
15 A 250 V AC 1 1/2 HP						
15 A 125 V AC 3/4 HP						
10 A 250 V AC 1/2 HP						
10 A 125 V AC 1/3 HP						
6 A 250 V AC 1/2 HP						
6 A 125 V AC 1/4 HP						
6 A 125 - 250 V AC 1/8 HP		●	●			
6 A 125 V AC 1/10 HP					●	●
4 A 250 V AC 1/10 HP					●	●
Terminal type						
Terminal description					1 mm longer 4.8	
Inrush current (capacitive) in A						
Contact distance in mm		< 3	< 3		≥ 3	≥ 3
Contact material		Ag	Ag		Ag	Ag
EN 60335 cap. 30 conform “G”						
Miscellaneous		PCB tinned	PCB tinned			
Stock version						

SERIES 1800 - SINGLE AND DOUBLE-POLE ROCKER SWITCHES

TO 12 (4) A 250 V AC

Combination	ON / OFF switch (SPST) / Lamp	Lamp / Changeover switch (SPDT momentary)	ON / OFF switch (SPST)	Normally open contact (SPNO) / Changeover switch (SPDT)	Changeover switch with OFF position in the center (SPDT - Center OFF)
	1806.1402	1806.1909	1806.1102	1806.6108	1806.2054	1806.1602
Lighting voltage in V	230	28				
Actuator color / printing						
Housing color						
12 (4) A 250 V AC 1E4						
10 (4) A 250 V AC 1E4	●	●	●	●		
8 (8) A 250 V AC 5E4						
6 (4) A 250 V AC 5E4	●	●	●	●		
6 (2) A 250 V AC 1E4						●
4 (3) A 250 V AC 6E3						
4 (2) A 250 V AC 1E4						
30 mA 12 V DC 5E4					●	
15 A 250 V AC 1 1/2 HP						
15 A 125 V AC 3/4 HP						
10 A 250 V AC 1/2 HP						
10 A 125 V AC 1/3 HP						
6 A 250 V AC 1/2 HP	●	●	●	●		
6 A 125 V AC 1/4 HP	●	●	●	●		
6 A 125 - 250 V AC 1/8 HP						
6 A 125 V AC 1/10 HP						
4 A 250 V AC 1/10 HP						
Terminal type						
Terminal description	4.8	4.8	4.8		4.8	4.8
Inrush current (capacitive) in A						
Contact distance in mm	≥ 3	≥ 3	≥ 3	≥ 3	≥ 3	< 3
Contact material	Ag	Ag	Ag	Ag	Au	Ag
EN 60335 cap. 30 conform “G”						
Miscellaneous				without separating gate		life endurance 50.000 cycles
Stock version			●			

SERIES 1800 - SINGLE AND DOUBLE-POLE ROCKER SWITCHES

TO 12 (4) A 250 V AC

Lamp	Lamp	1807.1102	1807.1108	1807.1126	1807.6103	1807.1115	1807.1111	1806.1508
Lighting voltage in V		230	230	230	230	28	18	230 230
Actuator color / printing								
Housing color								
12 (4) A 250 V AC 1E4								
10 (4) A 250 V AC 1E4								
8 (8) A 250 V AC 5E4								
6 (4) A 250 V AC 5E4								
6 (2) A 250 V AC 1E4								
4 (3) A 250 V AC 6E3								
4 (2) A 250 V AC 1E4								
30 mA 12 V DC 5E4								
15 A 250 V AC 1 1/2 HP								
15 A 125 V AC 3/4 HP								
10 A 250 V AC 1/2 HP								
10 A 125 V AC 1/3 HP								
6 A 250 V AC 1/2 HP								
6 A 125 V AC 1/4 HP								
6 A 125 - 250 V AC 1/8 HP								
6 A 125 V AC 1/10 HP								
4 A 250 V AC 1/10 HP								
Terminal type		4.8	4.8	4.8	4.8	4.8	4.8	4.8
Terminal description								
Inrush current (capacitive) in A								
Contact distance in mm								
Contact material								
EN 60335 cap. 30 conform “G”								
Miscellaneous		VDE	VDE	VDE	size basic type 1805 VDE	40 mA VDE	40 mA VDE	
Stock version		●	●					

SERIES 1800 - SINGLE AND DOUBLE-POLE ROCKER SWITCHES

TO 12 (4) A 250 V AC



Basic types 1800, 1801, 1803 and 1808
single-pole
illuminated / non-illuminated

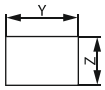

X = wall thickness

X	Y	Z
0.75 ... 1.25	19.2 $^{-0.1}$	12.9 $^{+0.1}$
1.25 ... 2	19.4 $^{-0.1}$	12.9 $^{+0.1}$
2 ... 3	19.8 $^{-0.1}$	12.9 $^{+0.1}$

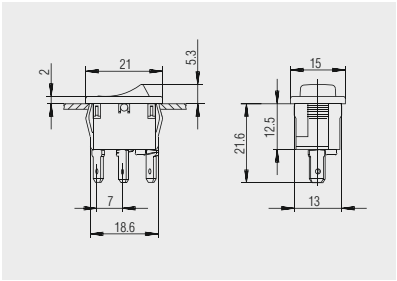

Quick-connect terminal 4.8 x 0.8
basic type 1800

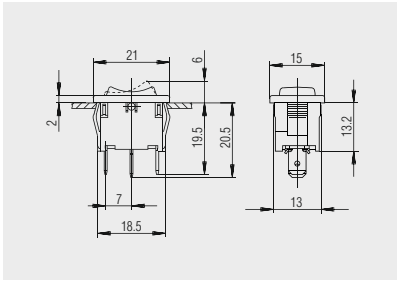

Quick-connect terminal 4.8 x 0.8
basic type 1808

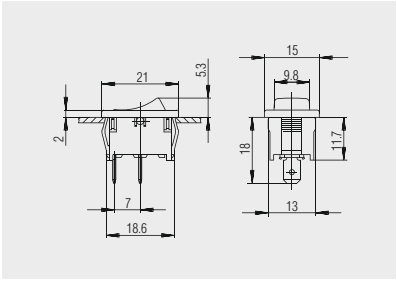

Quick-connect terminal 4.8 x 0.8
basic types 1801 and 1803

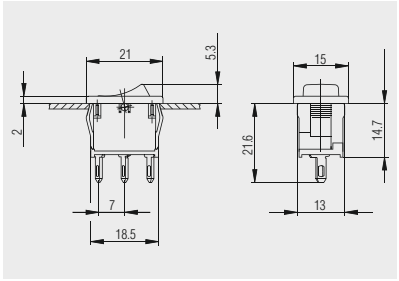

Solder terminal
basic type 1800

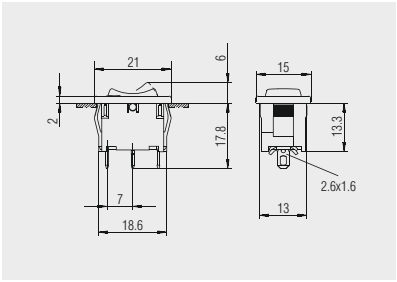

Solder terminal
basic type 1808

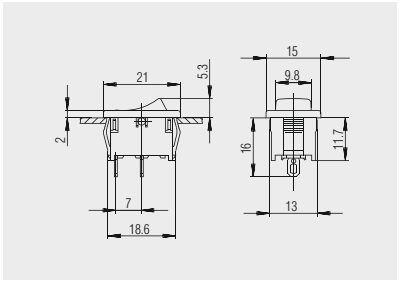

Solder terminal
basic types 1801 and 1803

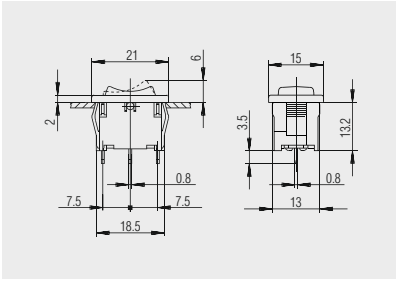

PCB terminal
basic type 1808

SERIES 1800 - SINGLE AND DOUBLE-POLE ROCKER SWITCHES

TO 12 (4) A 250 V AC



Basic types 1802, 1804 and 1805
double-pole
illuminated / non-illuminated

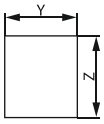

X = wall thickness

X	Y	Z
0.75 ... 1.25	19.2 $^{-0.1}$	21.9 $^{+0.1}$
1.25 ... 2	19.4 $^{-0.1}$	21.9 $^{+0.1}$
2 ... 3	19.8 $^{-0.1}$	21.9 $^{+0.1}$

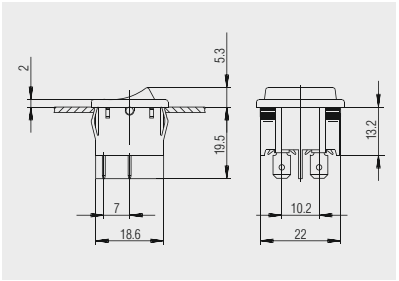

Quick-connect terminal 4.8 x 0.8
basic type 1805

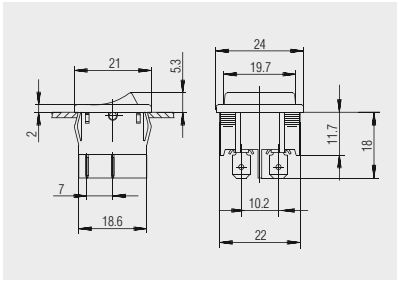

Quick-connect terminal 4.8 x 0.8
basic types 1802 and 1804

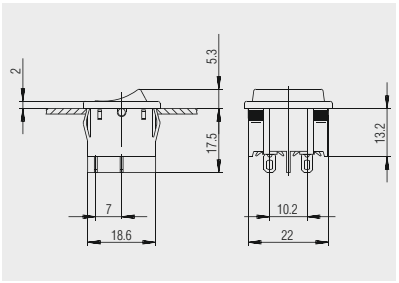

Solder terminal
basic type 1805

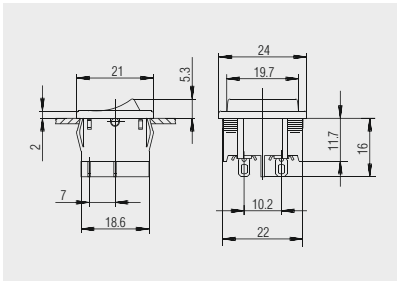

Solder terminal
basic types 1802 and 1804

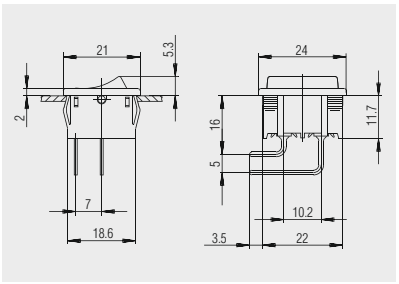

PCB terminal angled

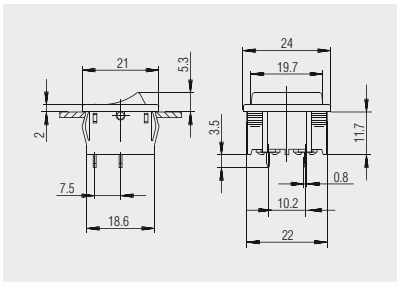

PCB terminal
basic types 1802 and 1804

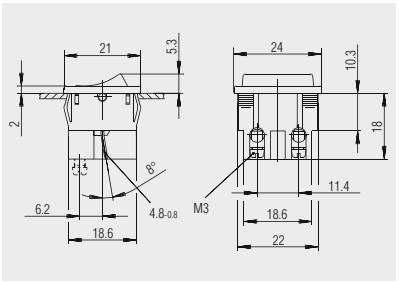

Terminal 1 2
Quick-connect terminal 4.8 x 0.8
Terminal 1a 2a
Socket terminal M3
1802.3102

SERIES 1800 - SINGLE AND DOUBLE-POLE ROCKER SWITCHES

TO 12 (4) A 250 V AC



Basic type 1809
double-pole
non-illuminated

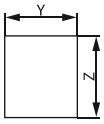

X = wall thickness

X	Y	Z
0.75 ... 1.25	19.2 $^{-0.1}$	21.9 $^{+0.1}$
1.25 ... 2	19.4 $^{-0.1}$	21.9 $^{+0.1}$
2 ... 3	19.8 $^{-0.1}$	21.9 $^{+0.1}$

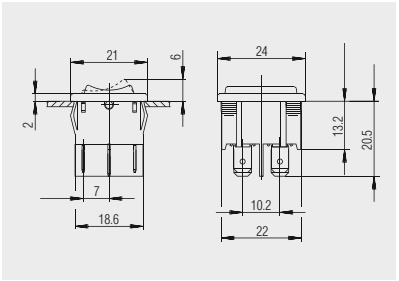

Quick-connect terminal 4.8 x 0.8

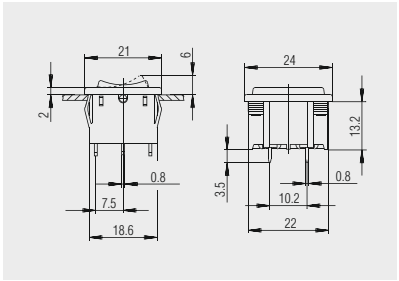

PCB terminal



Basic type 1806
combination

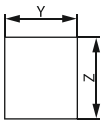

X = wall thickness

X	Y	Z
0.75 ... 1.25	19.2 $^{-0.1}$	21.9 $^{+0.1}$
1.25 ... 2	19.4 $^{-0.1}$	21.9 $^{+0.1}$
2 ... 3	19.8 $^{-0.1}$	21.9 $^{+0.1}$

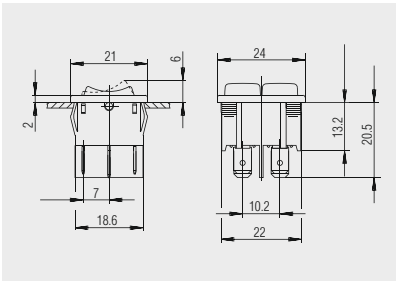

Quick-connect terminal 4.8 x 0.8
1806.1602

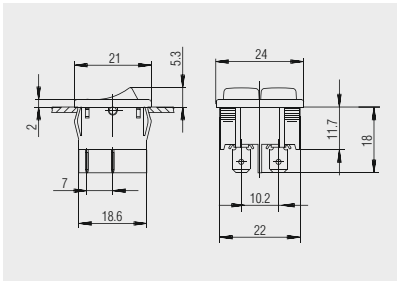

Quick-connect terminal 4.8 x 0.8
1806.2054 and 1806.1102

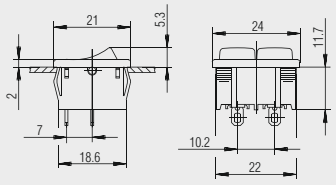

Solder terminal
1806.6108

SERIES 1800 - SINGLE AND DOUBLE-POLE ROCKER SWITCHES

TO 12 (4) A 250 V AC



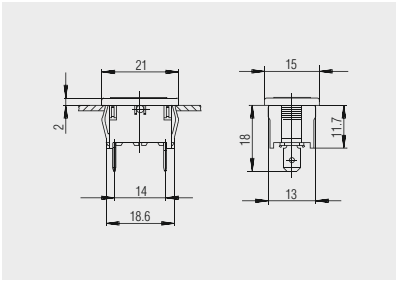

Basic type 1807
lamp

Quick-connect terminal 4.8 x 0.8

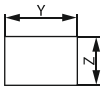

X = wall thickness

X	Y	Z
0.75 ... 1.25	19.2 -0.1	12.9 +0.1
1.25 ... 2	19.4 -0.1	12.9 +0.1
2 ... 3	19.8 -0.1	12.9 +0.1



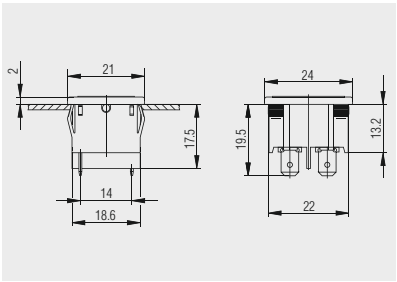

Basic type 1807
lamp

Quick-connect terminal 4.8 x 0.8

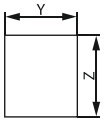

X = wall thickness

X	Y	Z
0.75 ... 1.25	19.2 -0.1	21.9 +0.1
1.25 ... 2	19.4 -0.1	21.9 +0.1
2 ... 3	19.8 -0.1	21.9 +0.1



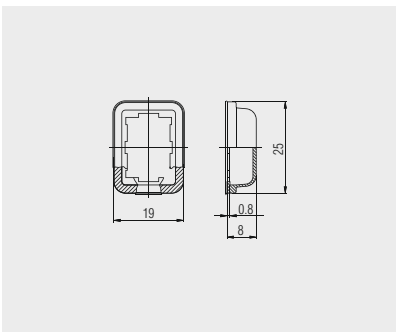

Transparent PVC - protection cap for single-pole switches of basic types 1800, 1801, 1803 and 1808. Serves as dust and water protection of the actuation side.

Protection cap
203.089.011

SERIES 1800 - SINGLE AND DOUBLE-POLE ROCKER SWITCHES

TO 12 (4) A 250 V AC



Protection cap
203.090.011

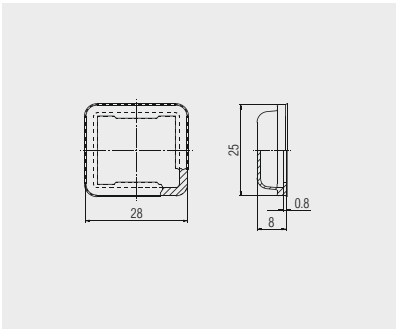

Transparent PVC - protection cap for double-pole switches of basic types 1802, 1804, 1805 and 1809. Serves as dust and water protection of the actuation side.



Dummy piece
203.007.013 - black
203.007.023 - blue gray

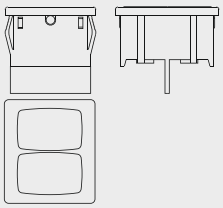

Dummy piece for size of basic type 1807 of PA



Dummy piece
203.086.013

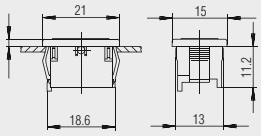

Dummy piece for size of basic type 1806 of PA with window and housing in black

APPROVAL MARKS

	ENEC 05 (KEMA)		UL (USA)
	ENEC 10 (VDE)		UL (USA + Canada)
	VDE		CSA (Canada)
			CSA (Canada + USA)

TERMINAL SYMBOLS

	Quick-connect terminal		Cable
	Solder terminal		Terminal strip
	Short solder terminal		Push-in terminal
	PCB terminal		Snap-in terminal
	PCB terminal angled to left		Cut terminal
	PCB terminal angled to right		Screw terminal
	Socket terminal		

ACTUATOR SYMBOLS

	Straight lever		Lever simulated roller with adjusting screw
	Lever simulated roller		Lever with adjusting screw and roller
	Lever with roller		Lever with cams
	Differential lever		Housing cams
	Spring lever		Pushbutton
	Spring lever bent		Rotary shaft
	Spring lever with molded spring cam		Standard actuator
	Lever with adjusting screw		Mushroom-shaped actuator

ABBREVIATIONS TECHNICAL DRAWINGS

ad	Adjustable	**OP**	Operating position
AN	Anode	**OP NC**	Operating position normally closed contact
BL	Block	**OP NO**	Operating position normally open contact
FH	Fixing hole, locating hole fixing pin	**OR**	On request
FI	Fields for function indicator	**RC**	Recommended cut-out
FP	Free position	**RL**	Reference level
FX	Fixing pin	**SH**	Snap-in hole
ju	Adjusted	**SL**	Symbol limit
MC	Marking cathode	**SP**	Solder pads
MF	Mounting frame	**ST**	Slide travel
MP	Measuring point	**SW**	Switching position
OFF	Off	**TH**	Terminal hole
off-range	Zero position	**tk**	Thick
OG	Operating range	**to**	Top
ON	On	**TP**	Total travel position

SWITCHING FREQUENCY (ABBREVIATIONS)

e.g. 5E4 switching cycles ≙ **50 000** switching cycles