JUMO GmbH & Co. KG
Delivery address: Mackenrodtstraße 14
36039 Fulda, Germany
Postal address: 36035 Fulda, Germany
Phone: +49 661 6003-0
Fax: +49 661 6003-607
E-mail: mail@jumo.net
Internet: www.jumo.net

JUMO Instrument Co. Ltd.
JUMO House
Temple Bank, Riverway
Harlow, Essex CM20 2DY, UK
Phone: +44 1279 635533
Fax: +44 1279 635262
E-mail: sales@jumo.co.uk
Internet: www.jumo.co.uk

JUMO Process Control, Inc.
8 Technology Boulevard
Canastota, NY 13032, USA
Phone: 315-697-5866
1-800-554-JUMO
Fax: 315-697-5867
E-mail: info.us@jumo.net
Internet: www.jumousa.com

Bimetal indicator thermometer

industrial version

Particularities

- Stainless steel case
- Class 1
- Display range from -50°C to +500°C
- Protection class max. IP 65
- Case dimensions ∅: 60 mm, 80 mm and 100 mm
- insensitive to ambient temperature



Type 608002/1810

Brief description

Indicator thermometers in industrial version
are devices which can be universally used for temperature measurement.

Technical Data

Basic type extensions	0160, 0180, 0110, 1860, 1880, 1810
Case	Case and front ring made of stainless steel, bracket made of aluminum (design 18)
Protection type	IP 54 as per DIN 60529 (IP 65 for extra code 404)
Front pane	Glass (with extra code 404 made of PMMA)
Scale	Polished aluminum, labeled in black
Display	linear, class 1 as per DIN EN 13190
Time behavior	t 0.632 evaluation time approx. 20 s (measured in moving water with a probe Ø of 10 mm made of CrNi)
Influential effect of the ambient temperature	no influence
Limit value temperatures	-30 to +80°C (storage and transport -30 to +80°C)
Rated position	any

Approval / approval marks

JUMO GmbH & Co. KG
Delivery address: Mackenrodtstraße 14
36039 Fulda, Germany
Postal address: 36035 Fulda, Germany
Phone: +49 661 6003-0
Fax: +49 661 6003-607
E-mail: mail@jumo.net
Internet: www.jumo.net

JUMO Instrument Co. Ltd.
JUMO House
Temple Bank, Riverway
Harlow, Essex CM20 2DY, UK
Phone: +44 1279 635533
Fax: +44 1279 635262
E-mail: sales@jumo.co.uk
Internet: www.jumo.co.uk

JUMO Process Control, Inc.
8 Technology Boulevard
Canastota, NY 13032, USA
Phone: 315-697-5866
1-800-554-JUMO
Fax: 315-697-5867
E-mail: info.us@jumo.net
Internet: www.jumousa.com

Technical Data

Display range (AB)	Display range in °C	Measuring range in °C	Tolerance in °C
632	-20 to +60	-10 to +60	1.0
643	-20 to +120	0 to to +100	2.0
469	-40 to +40	-30 to +30	1.0
357	-50 to +50	-40 to +40	1,0
810	0 to +80	+10 to +70	1.0
814	0 to +100	+10 to +90	1.0
818	0 to +120	+20 to +100	1.0
832	0 to +200	+20 to +180	2.0
834	0 to +250	+30 to +220	2.5
840	0 to +300	+30 to +270	5.0
848	0 to +400	+50 to +350	5.0
854	0 to +500	+50 to +450	5.0

Dimensions

Types:
608002/0160
608002/0180
608002/0110

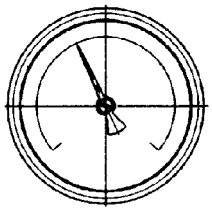

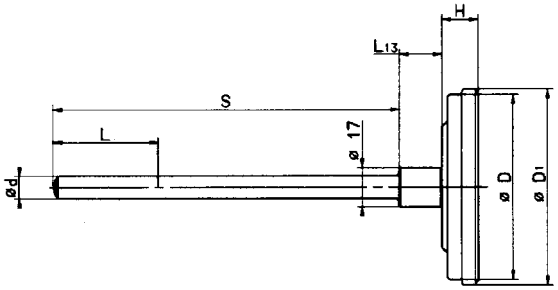

Type	Ø D	Ø D_1	H
608002/0160	60	65	17.5
608002/0180	80	85	18.5
608002/0110	100	106	18.5

Types:
608002/1860
608002/1880
608002/1810

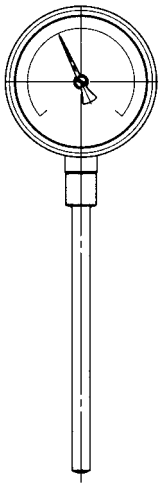

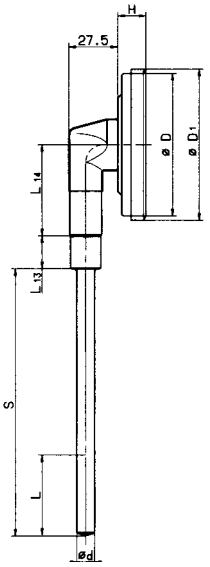

Dimensional specifications about Ø d and L_{13} see data sheet 608730

Extra codes **434**

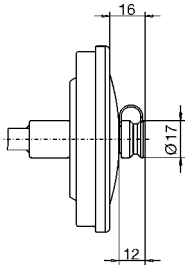

Type	Ø D	Ø D_1	H	L_{14}
608002/1860	60	65	17.5	26
608002/1880	80	85	18.5	51
608002/1810	100	106	18.5	51

JUMO GmbH & Co. KG
Delivery address: Mackenrodtstraße 14
36039 Fulda, Germany
Postal address: 36035 Fulda, Germany
Phone: +49 661 6003-0
Fax: +49 661 6003-607
E-mail: mail@jumo.net
Internet: www.jumo.net

JUMO Instrument Co. Ltd.
JUMO House
Temple Bank, Riverway
Harlow, Essex CM20 2DY, UK
Phone: +44 1279 635533
Fax: +44 1279 635262
E-mail: sales@jumo.co.uk
Internet: www.jumo.co.uk

JUMO Process Control, Inc.
8 Technology Boulevard
Canastota, NY 13032, USA
Phone: 315-697-5866
1-800-554-JUMO
Fax: 315-697-5867
E-mail: info.us@jumo.net
Internet: www.jumousa.com

Order details

Order code				
	(1)	**Basic type**		
608002		Mechanical indicator thermometer, industrial version class 1		
	(2)	**Basic type extensions**		
		Design 01	Case size Ø	
0160		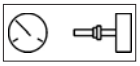	60 mm	
0180			80 mm	
0110			100 mm	
		Design 18	Case size Ø	
1860		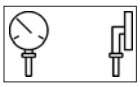	60 mm	
1880			80 mm	
1810			100 mm	
	(3)	**Display range in °C**		
632		-20 to +60		
643		-20 to +120		
469		-40 to +40		
357		-50 to +50		
810		0 to +80		
814		0 to +100		
818		0 to +120		
832		0 to +200		
834		0 to +250		
840		0 to +300		
848		0 to +400		
854		0 to +500		
	(4)	**Process connection (PC)** [b]		
010		TA 01	Immersion tube with collar	
844		TA 02	Immersion tube with union nut and loose screw-connection [a]	
845		TA 03	Immersion tube with loose union nut	
841		TA 04	Immersion tube with fixed hexagon [a]	
847		TA 06	Immersion tube with displaceable clamping screw-connection (max. 20 bar)	
018		TA 08	Immersion tube with displaceable mounting plate made of galvanized steel and locking screw	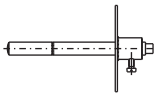
858		SH 04	Single-section screw-in thermowell	
891		SH 05	Multi-sectional screw-in thermowell	
913		SH 07	Multi-sectional screw-in thermowell with locking screw	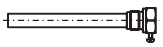
820		SH 09	Multi-sectional weld-in thermowell with locking screw	

[a] Screw spigot as per DIN 3852 form A (not for NPT threads).
[b] For description and particularities refer to data sheet 608730.

JUMO GmbH & Co. KG
Delivery address: Mackenrodtstraße 14
36039 Fulda, Germany
Postal address: 36035 Fulda, Germany
Phone: +49 661 6003-0
Fax: +49 661 6003-607
E-mail: mail@jumo.net
Internet: www.jumo.net

JUMO Instrument Co. Ltd.
JUMO House
Temple Bank, Riverway
Harlow, Essex CM20 2DY, UK
Phone: +44 1279 635533
Fax: +44 1279 635262
E-mail: sales@jumo.co.uk
Internet: www.jumo.co.uk

JUMO Process Control, Inc.
8 Technology Boulevard
Canastota, NY 13032, USA
Phone: 315-697-5866
1-800-554-JUMO
Fax: 315-697-5867
E-mail: info.us@jumo.net
Internet: www.jumousa.com

	(5)	Ø Process connection (PC) [b]	
6		6 mm	(not with display ranges 628, 564, 807)
10		10 mm	
12		12 mm	(only with SH 05, SH 07)
14		14 mm	(only with SH 05, SH 07, SH 09)
17		17 mm	(only with SH 04)

	(6)	Thread type of process connection (PC) [b]
000		Without thread (only TA 01)
103		Screw connection G 3/8
104		Screw-connection G 1/2
105		Screw-connection G 3/4
144		Screw-connection 1/2-14NPT

	(7)	Probe material
26		Stainless steel (CrNi, 1.4571)

	(8)	Material of process connection (PC) [b]
26		Stainless steel (CrNi, 1.4571)

	(9)	Fitting length, process connection (PC) dimension "S“)
100		100 mm
150		150 mm
200		200 mm
...		Special length (specifications in plain text - 50 mm steps)

	(10)	Extra code (EC)
000		Without extra codes
404		IP 65 (only for basic type extension 0160, 0110, 1860, 1810) not with TZ 430
430		Fly back (only with basic type extension 0160, 0180, 0110, 1860, 1880, 1810 - display range min. 100 K)
522		Customized scale

Special versions on request !

[a] Screw spigot as per DIN 3852 form A (not for NPT threads).
[b] For description and particularities refer to data sheet 608730.

	(1)		(2)		(3)		(4)		(5)		(6)		(7)		(8)		(9)		(10)		
Order code	608002	/		-		-		-		-		-		-		-		/		,	...
Order example	608002	/	0180	-	818	-	845	-	10	-	104	-	26	-	26	-	100	/	000 [c]	,	...

[c] State extra codes in sequence, separated by commas.

Stock versions

Part No.	Type	Display range °C	ø / dimension „S“ or „EL“
80001185	608002/0180-818-847-6-104-26-26-200/000	0 to +120	6 x 200
80001186	608002/0180-834-847-6-104-26-26-200/000	0 to +250	6 x 200

Delivery within 3 working days after receipt of order