


The handle is flip-out and the top surface is flat.
Stored without bulk. Large handle, convenient to carry.
Three selectable sizes.



BX420S

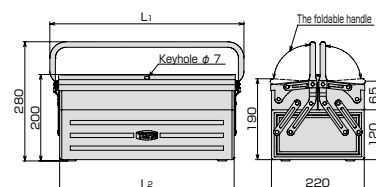


When knocking down the handle, it's in surface mat flat.



The handle is flip-out and the top surface is flat.

■ BX420S Dimensions



TOOL CASE (METAL)

Models	Form	Dimensions		Qty./Carton (Generally)	Weight (kg)
		L ₁	L ₂		
BX420S	3 level cantilever 2 stage type	396	350	1	3.8

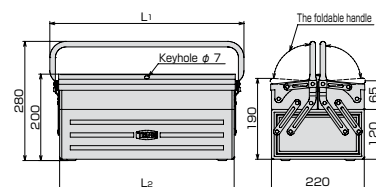
- Carton dimensions : w 400 × d 240 × h 230 mm
- Partition plate 12

TOOL CASE (METAL)


Models	Form	Dimensions		Qty./Carton (Generally)	Weight (kg)
		L ₁	L ₂		
BX420	3 level cantilever 2 stage type	456	410	1	4.2

- Carton dimensions : w 460 × d 240 × h 230 mm
- Partition plate 12

■ BX420 Dimensions



BX420



When knocking down the handle, it's in surface mat flat.



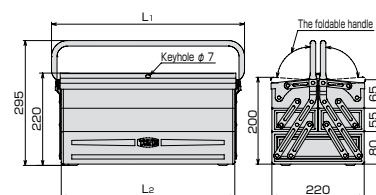
The handle is flip-out and the top surface is flat.

TOOL CASE (METAL)

Models	Form	Dimensions		Qty./Carton (Generally)	Weight (kg)
		L ₁	L ₂		
BX430	3 level cantilever 3 stage type	456	410	1	4.2

- Carton dimensions : w 460 × d 240 × h 230 mm
- Partition board for each 12 pieces (for the upper stage : 12 for the middle stage : 12)

■ BX430 Dimensions



BX430



When knocking down the handle, it's in surface mat flat.



The handle is flip-out and the top surface is flat.