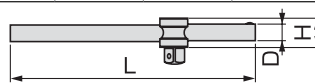


## T-TYPE SLIDE HANDLE (CENTER LOCK TYPE)

Models	Square Drive (mm)	Dimensions (mm)			Qty./Carton		Weight (g)
		D	H	L	(Generally)	(Store Center)	

SL20	6.35	8	16.6	105	10	6	55
------	------	---	------	-----	----	---	----

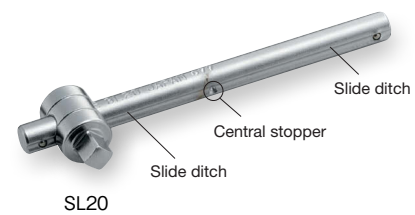


### CAUTION

- Avoid giving shock by hitting with hammer etc.

The square drive slides on the handle and can be used in any position.

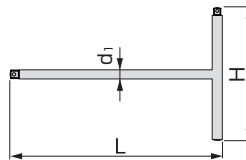
The handle is grooved to prevent the square drive from turning when force is applied. In addition, the stopper works when the square drive comes to the center.



## T-TYPE HANDLE

Models	Square Drive (mm)	Dimensions (mm)			Qty./Carton		Weight (g)
		H	d <sub>1</sub>	L	(Generally)	(Store Center)	

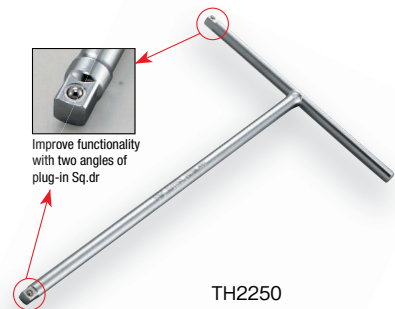
TH2250	6.35	150	8	250	5	5	155
--------	------	-----	---	-----	---	---	-----



### CAUTION

- When using the square drive on handle side, output torque becomes to be high due to the long length even if the applied torque is low. Do not apply excessive force when tightening bolts.

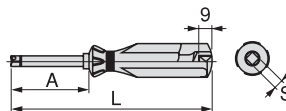
Convenient T-shaped handle that has an square drive at the tip and can change sockets of various sizes.



## DRIVER HANDLE

Models	Square Drive (mm)	Dimensions (mm)			Qty./Carton		Weight (g)
		S	A	L	(Generally)	(Store Center)	

115	6.35	6.35	58	150	10	6	100
-----	------	------	----	-----	----	---	-----



### WARNING

- Plastic handle is not for insulation. Do not use on live lines.


### CAUTION

- Insert square drive positively to the bottom.

Handle with a square drive at the tip.

Can be used as a box driver.

The grip end has a female drive and can also be used as an extension bar.



## FLEXIBLE EXTENSION BAR

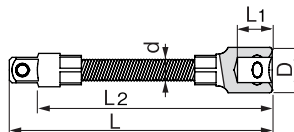
Models	Square Drive (mm)	Dimensions (mm)					Qty./Carton		Weight (g)
		D	L <sub>1</sub>	L <sub>2</sub>	L	d	(Generally)	(Store Center)	

EX24-150	6.35	12	9	143	150	8	10	6	60
----------	------	----	---	-----	-----	---	----	---	----



Temporary tightening only. Please be careful about putting too much pressure.

※ There is a limit to the bending angle. Please use at 30° or less.



Extension bar can be bent freely.



### CAUTION

- Do not assemble multiple attachments. (Extension bar, Universal joint, Socket adaptor, Quick adaptor)



For hand tool

### CAUTION

- Insert square drive positively to the bottom.
- Do not use with extension pipe etc.