

Collaboration between the ratchet handle and the socket, you can perform speedy tightening at your fingertips. By pressing the quick adaptor when the ratchet handle is idled, joint rotation of the bolt and nut can be eliminated.



QA-02

< Example >



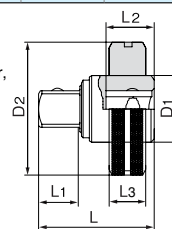
QUICK ADAPTOR

Models	Square Drive (mm)	Dimensions (mm)						Qty./Carton		Weight (g)
		D ₁	D ₂	L ₁	L ₂	L ₃	L	(Generally)	(Store Center)	
QA-02	6.35	12.5	30	7.3	9	8	19	10	6	20
QA-02S	6.35	12.5	21	7.3	9	8	19	10	6	13



CAUTION

- Do not use with power tools.
- Do not assemble multiple attachments. (Extension bar, Universal joint, Socket adaptor, Quick adaptor)



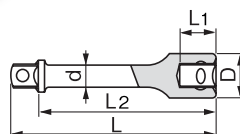
Suitable for narrow, deep places as extending socket



206



207



EXTENSION BAR

Models	Square Drive (mm)	Dimensions (mm)						Qty./Carton		Weight (g)
		D	L ₁	L ₂	L	d		(Generally)	(Store Center)	
EX20-028	6.35	12.5	9	20.7	28	8		10	6	15
206	6.35	12.5	9	42.7	50	8		10	6	30
EX20-075	6.35	12.5	9	67.7	75	8		10	6	35
EX20-100	6.35	12.5	9	92.7	100	8		10	6	45
207	6.35	12.5	9	142.7	150	8		10	6	70
EX20-200	6.35	12.5	9	192.7	200	8		10	6	85
EX20-300	6.35	12.5	9	292.7	300	8		10	6	125
EX20-400	6.35	12.5	9	392.7	400	8		10	6	165
EX20-600	6.35	12.5	9	592.7	600	8		10	6	245



CAUTION

- Do not assemble multiple attachments. (Extension bar, Universal joint, Socket adaptor, Quick adaptor)

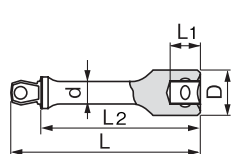
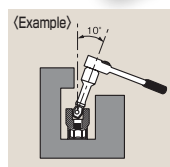
Suitable for narrow, deep places as extending socket
Ball shaped male drive tilts up to 10 degree.



EX21-028



EX21-075



WOBBLE EXTENSION BAR

Models	Square Drive (mm)	Dimensions (mm)						Qty./Carton		Weight (g)
		D	L ₁	L ₂	L	d		(Generally)	(Store Center)	
EX21-028	6.35	12.5	9	20	28	8		10	6	12
EX21-050	6.35	12.5	9	42	50	8		10	6	22
EX21-075	6.35	12.5	9	67	75	8		10	6	32



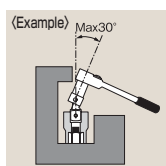
CAUTION

- Do not assemble multiple attachments. (Extension bar, Universal joint, Socket adaptor, Quick adaptor)

Ball joint is used on complicated place.
Rotates very smoothly as the ball-shaped joint refracts only one time.



BJ20



BALL JOINT

Models	Square Drive (mm)	Dimensions (mm)				Qty./Carton		Weight (g)
		D ₁	D ₂	L ₁	L	(Generally)	(Store Center)	
BJ20	6.35	14	13	9	32	10	6	20



- Swing angle : About 30 degree

CAUTION

- Do not assemble multiple attachments. (Extension bar, Universal joint, Socket adaptor, Quick adaptor)

