

## ANCHOR BOLT SOCKET (12pt.)

Socket for anchor bolt, which is mainly used for construction work. Suitable for deep or confined space.

For impact

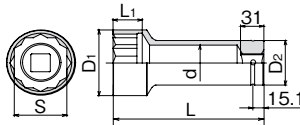
25.4

	Models	Across Flat (mm)	Dimensions (mm)					Weight (g)
		S	D <sub>1</sub>	D <sub>2</sub>	L <sub>1</sub>	L	d	
NEW	8AD-46L200	46	69	55	27	200	32	2,020
	8AD-50L200	50	74	55	30	200	38	2,660
	8AD-55L200	55	80	55	32	200	38	2,660
NEW	8AD-60L200	60	86	55	43	200	41	2,990
	8AD-65L200	65	95	65	35	200	44	3,150
NEW	8AD-70L200	70	100	60	49	200	46	3,560
	8AD-75L200	75	104	65	39	200	50	3,500
NEW	8AD-80L200	80	111	60	55	200	52	4,130
	8AD-85L200	85	118	65	46	200	61	4,760
NEW	8AD-90L200	90	124	60	60	200	62	4,880
	8AD-95L200	95	130	65	45	200	70	5,250

※ In case of out-of-stock, the impact socket will be automatically changed to electroless nickel plating type.

※ In case of out-of-stock, the impact socket will be automatically changed to double-grooved type.

※ This product is patent registered.



8AD-65L200



8AD-80L200

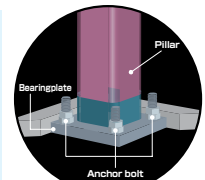
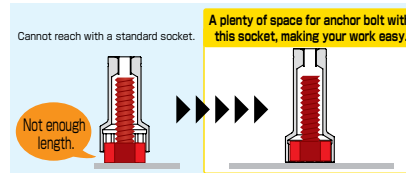
### Pin/O-ring compatible chart (Old type)

Models	8AD-46L200 • 55L200	65L200 • 75L200 • 85L200 • 95L200
Pin	PIN5547S	PIN5560S
O-ring	RINGW30S	RINGW34S

### Pin/O-ring compatible chart (New type, double-grooved)

Models	8AD-46L200 ~ 95L200
Pin	P4040S
O-ring	RAS326S

※ Packaged in a plastic case



### BUDD WHEEL SOCKET (for OUTER NUT of TRUCK WHEEL)

Models **8A-32T, 8A-33T, 8A-35T, 8A-38T, 8A-41T**

Turn to P400 for more information.



8A-35T

### BUDD WHEEL SOCKET (for INNER NUT of TRUCK WHEEL)

Models **8A-17B, 8A-17.5B, 8A-19B, 8A-20B, 8A-21B, 8A-21.5B**

Turn to P400 for more information.



8A-21B

### DUAL OPENING IMPACT SOCKET (for TRUCK WHEEL)

Models **8A-3517, 8A-3820, 8A-4119, 8A-4120, 8A-4121**

Turn to P401 for more information.



8A-3820



For impact wrenches

### WARNING

- Use right size o-ring and pin securely fixed.
- O-ring and pin are consumptive parts. Replace those which are deteriorated or worn.